



CATÁLOGO

# FRESAS DE METAL DURO

GRUPO



[WWW.FERMEC.COM.BR](http://WWW.FERMEC.COM.BR)

# ÍNDICE

## • *FRESAS DE 2 CORTES*

FRESA TOPO RETO MICRO DIÂMETRO - 55HRC ...	6
FRESA TOPO RETO LONG NECK - 55HRC .....	7
FRESA TOPO RETO - STANDARD - 45HRC .....	8
FRESA TOPO RETO - LONGA - 45HRC .....	10
FRESA TOPO RETO - XL - EXL - 45HRC .....	11
FRESA TOPO RETO - STANDARD - 55HRC .....	12
FRESA TOPO RETO - LONGA - 55HRC .....	14
FRESA TOPO RETO - XL - EXL - 55HRC .....	15

## • *FRESAS DE 4 CORTES*

FRESA TOPO RETO - STANDARD - 45HRC .....	16
FRESA TOPO RETO - LONGA - 45HRC .....	18
FRESA TOPO RETO - XL - EXL - 45HRC .....	19
FRESA TOPO RETO - STANDARD - 55HRC .....	20
FRESA TOPO RETO - LONGA - 55HRC .....	22
FRESA TOPO RETO - XL - EXL - 55HRC .....	23

## • *FRESAS DE 6 CORTES*

FRESA TOPO RETO - 45HRC .....	24
FRESA TOPO RETO - LONGA - XL - 45HRC .....	25
FRESA TOPO RETO - 55HRC .....	26

**FRESA TOPO RETO - LONGA - XL - 55HRC ..... 27**

**• FRESAS DE 2 CORTES**

**FRESA TOPO RETO - (POLEGADAS) - 45HRC ..... 28**

**FRESA TOPO RETO - (POLEGADAS) - 55HRC ..... 29**

**• FRESAS DE 4 CORTES**

**FRESA TOPO RETO - (POLEGADAS) - 45HRC ..... 30**

**FRESA TOPO RETO - (POLEGADAS) - 55HRC ..... 31**

**• FRESAS DE 2 CORTES**

**FRESA TOPO ESFÉRICO - MICRO DIÂMETRO ..... 32**

**FRESA TOPO ESFÉRICO - LONG NECK ..... 33**

**FRESA TOPO ESFÉRICO - 45HRC ..... 34**

**FRESA TOPO ESFÉRICO - LONGA - 45HRC ..... 35**

**FRESA TOPO ESFÉRICO - XL - EXL - 45HRC ..... 36**

**FRESA TOPO ESFÉRICO - 55HRC ..... 37**

**FRESA TOPO ESFÉRICO - LONGA - 55HRC ..... 38**

**FRESA TOPO ESFÉRICO - XL - EXL - 55HRC ..... 39**

**• FRESAS DE 4 CORTES**

**FRESA TOPO ESFÉRICO - 45HRC ..... 40**

**FRESA TOPO ESFÉRICO - LONGA - 45HRC ..... 41**



FRESA TOPO ESFÉRICO - XL - EXL - 45HRC.....	42
FRESA TOPO ESFÉRICO - STANDARD - 55HRC ..	43
FRESA TOPO ESFÉRICO - LONGA - 55 HRC .....	44
FRESA TOPO ESFÉRICO - XL - EXL - 55HRC.....	45

• ***FRESAS DE 2 CORTES***

FRESA TOROIDAL - STANDARD - 45HRC .....	46
FRESA TOROIDAL - LONGA - 45HRC .....	47
FRESA TOROIDAL - XL - 45HRC.....	48
FRESA TOROIDAL - STANDARD - 55HRC .....	49
FRESA TOROIDAL - LONGA - 55HRC .....	50
FRESA TOROIDAL - XL - 55HRC.....	51

• ***FRESAS DE 4 CORTES***

FRESA TOROIDAL - STANDARD - 45HRC .....	52
FRESA TOROIDAL - LONGA - 45HRC .....	54
FRESA TOROIDAL - XL - 45HRC.....	55
FRESA TOROIDAL - STANDARD - 55HRC .....	56
FRESA TOROIDAL - LONGA - 55HRC .....	58
FRESA TOROIDAL - XL - 55HRC.....	59

• ***FRESAS DE 2 CORTES***

FRESA TOPO RETO - ALUMÍNIO .....	60
----------------------------------	----

FRESA TOPO RETO - ALUMÍNIO - LONGA..... 61

FRESA TOPO RETO - ALUMÍNIO - XL - EXL ..... 62

• **FRESAS DE 3 CORTES**

FRESA TOPO RETO - ALUMÍNIO - STANDARD..... 63

FRESA TOPO RETO - ALUMÍNIO - LONGA..... 64

FRESA TOPO RETO - XL - EXL ..... 65

• **FRESAS DE 2 CORTES**

FRESA TOPO ESFÉRICO - ALUMÍNIO..... 66

FRESA TOPO ESFÉRICO - ALUMÍNIO - LONGA ... 67

FRESA TOPO ESFÉRICO - ALUMÍNIO - XL..... 68

• **FRESAS DE 4 CORTES**

FRESA PARA DESBASTE - STANDARD - 45HRC . 69

FRESA PARA DESBASTE - LONGA - XL - 45HRC 70

FRESA PARA DESBASTE - STANDARD - 55HRC . 71

FRESA PARA DESBASTE - LONGA - XL - 55HRC 72

• **FRESAS DE 2 CORTES**

FRESA TOPO ESFÉRICO - STANDARD - 63HRC .. 73

FRESA TOPO ESFÉRICO - LONGA - XL - 63HRC.. 74

FRESA TOPO RETO - STANDARD - 63HRC..... 75

• **FRESA DE 4 CORTES**

FRESA TOPO RETO - STANDARD - 63HRC..... 76

FRESA TOPO RETO - LONGA - 63HRC..... 77

• **FRESA DE 6 E 8 CORTES**

FRESA TOPO RETO - STANDARD - 68HRC..... 78

FRESA TOPO RETO - LONGA - 68HRC..... 79

FRESA TOPO RETO - LONGA 68HRC..... 80

• **FRESAS DE 3 CORTES**

FRESA TOPO RETO - CÔNICA - 45HRC..... 81

FRESA TOPO RETO - CÔNICA - 55HRC..... 82

• **FRESAS DIVERSAS**

FRESA PARA CHANFRAR - 60° - 90°..... 83

FRESA PARA CHANFRAR - 4 CORTES..... 84

FRESA PARA TOPO EM V - 2 CORTES..... 85

FRESA PARA RANHURAR - WOODRUFF..... 86

FRESA PARA PLÁSTICO - 1 CORTE..... 87

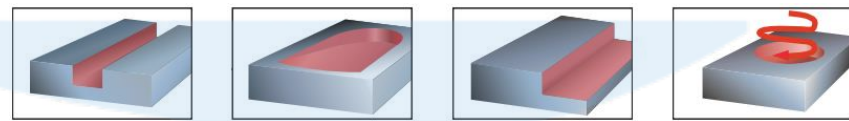
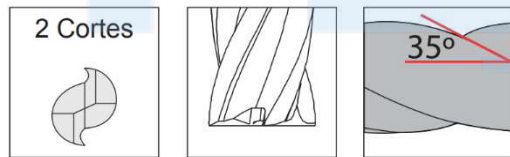
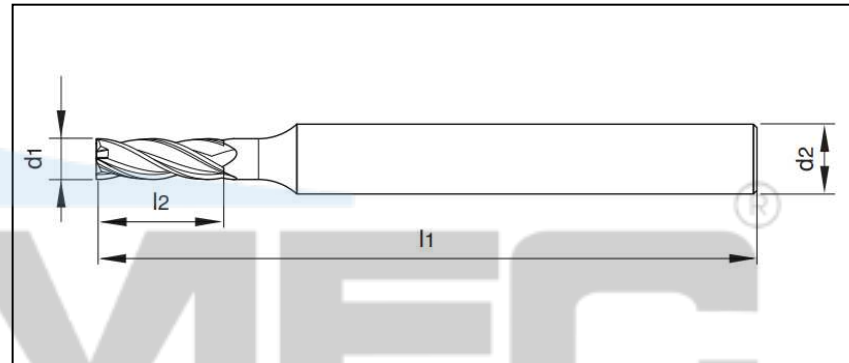

FRESA PARA PLÁSTICO - 1 CORTE - LONGA-XL 88

FRESA PARA MDF - DOWN CUT - 2 CORTES..... 89

FRESA PARA MDF - UP CUT - 2 CORTES..... 90

# FRESA DE TOPO RETO DE METAL DURO - 55HRC

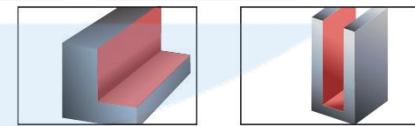
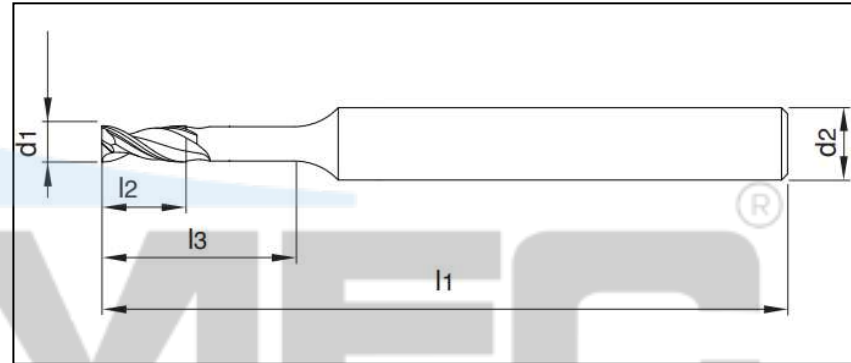

## 2 CORTES - MICRO DIÂMETRO



Código	d1	l2	l1	d2
F MD D 0.2MM 2C C/C 55HRC	0.2	0.4	50	4
F MD D 0.3MM 2C C/C 55HRC	0.3	0.6	50	4
F MD D 0.4MM 2C C/C 55HRC	0.4	0.8	50	4
F MD D 0.5MM 2C C/C 55HRC	0.5	1.0	50	4
F MD D 0.6MM 2C C/C 55HRC	0.6	1.2	50	4
F MD D 0.7MM 2C C/C 55HRC	0.7	1.4	50	4
F MD D 0.8MM 2C C/C 55HRC	0.8	1.6	50	4
F MD D 0.9MM 2C C/C 55HRC	0.9	1.8	50	4

# FRESA DE TOPO RETO DE METAL DURO - 55HRC

## 2 CORTES - LONG NECK


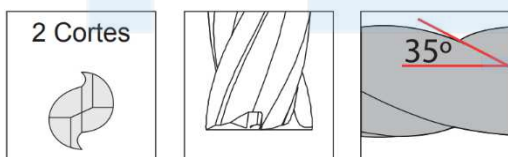
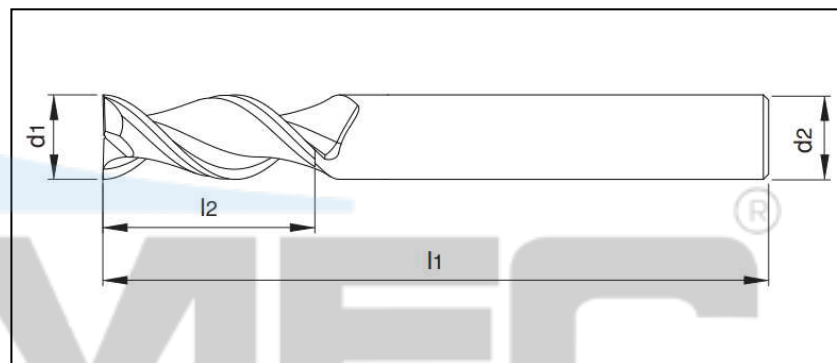


Código	d1	l2	l3	l1	d2
F MD D 0.4MM 2C LN4 C/C 55HRC	0.4	0.6	4	50	4
F MD D 0.5MM 2C LN4 C/C 55HRC	0.5	0.8	6	50	4
F MD D 0.6MM 2C LN4 C/C 55HRC	0.6	1.0	8	50	4
F MD D 0.8MM 2C LN4 C/C 55HRC	0.8	1.2	10	50	4
F MD D 1MM 2C LN4 C/C 55HRC	1.0	1.2	12	50	4
F MD D 1.5MM 2C LN4 C/C 55HRC	1.5	1.7	12	50	4
F MD D 2MM 2C LN4 C/C 55HRC	2.0	2.2	14	50	4
F MD D 3MM 2C LN4 C/C 55HRC	3.0	3.2	14	50	4
F MD D 4MM 2C LN6 C/C 55HRC	4.0	4.2	14	50	6
F MD D 2MM 2C LN4 C/C 55HRC	2.0	2.2	16	75	4
F MD D 3MM 2C LN4 C/C 55HRC	3.0	3.2	20	75	4
F MD D 4MM 2C LN6 C/C 55HRC	4.0	4.2	25	75	6



# FRESA DE TOPO RETO DE METAL DURO - 45HRC

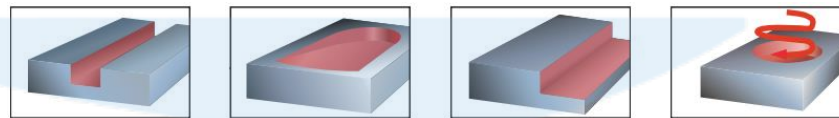
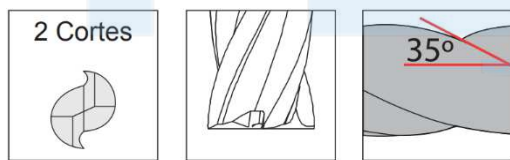
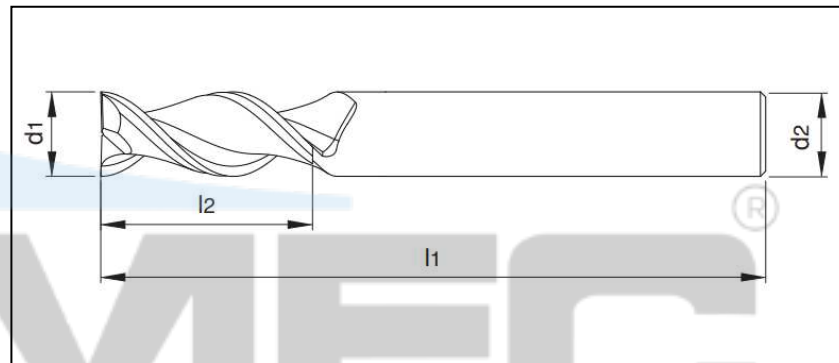
## 2 CORTES - STANDARD



Código	d1	l2	l1	d2
F MD D 1MM 2C C/C 45HRC	1.0	3	50	3
F MD D 1MM 2C H4 C/C 45HRC	1.0	3	50	4
F MD D 1MM 2C H6 C/C 45HRC	1.0	3	50	6
F MD D 1.5MM 2C C/C 45HRC	1.5	4.5	50	3
F MD D 1.5MM 2C H4 C/C 45HRC	1.5	4.5	50	4
F MD D 2MM 2C C/C 45HRC	2.0	6	50	3
F MD D 2MM 2C H4 C/C 45HRC	2.0	6	50	4
F MD D 2MM 2C H6 C/C 45HRC	2.0	6	50	6
F MD D 2.5MM 2C C/C 45HRC	2.5	7	50	3
F MD D 2.5MM 2C H4 C/C 45HRC	2.5	7	50	4
F MD D 3MM 2C C/C 45HRC	3.0	8	50	3
F MD D 3MM 2C H4 C/C 45HRC	3.0	8	50	4
F MD D 3MM 2C H6 C/C 45HRC	3.0	8	50	6
F MD D 3.5MM 2C C/C 45HRC	3.5	10	50	4
F MD D 4MM 2C C/C 45HRC	4.0	11	50	4
F MD D 4MM 2C H6 C/C 45HRC	4.0	11	50	6
F MD D 4.5MM 2C C/C 45HRC	4.5	13	50	6
F MD D 5MM 2C C/C 45HRC	5.0	13	50	5

# FRESA DE TOPO RETO DE METAL DURO - 45HRC

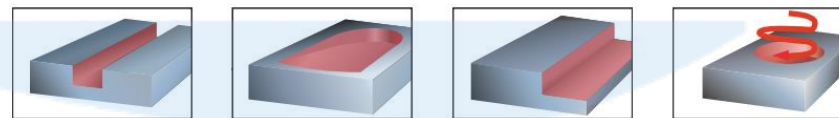
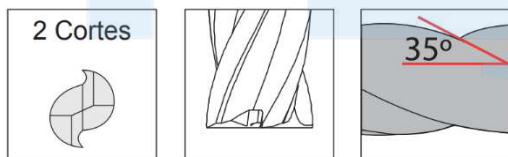
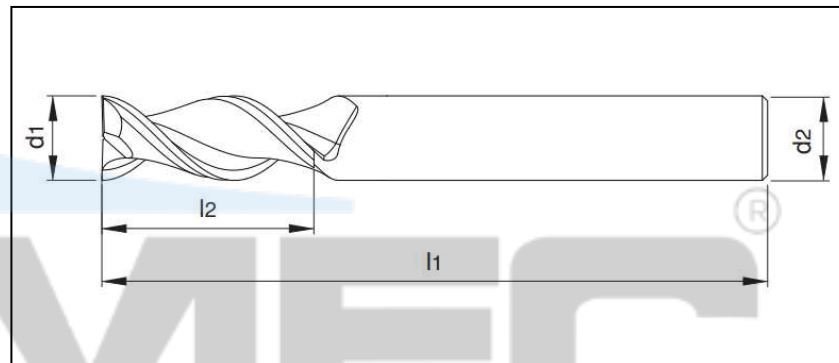

## 2 CORTES - STANDARD



Código	d1	l2	l1	d2
F MD D 6MM 2C C/C 45HRC	6.0	15	50	6
F MD D 7MM 2C C/C 45HRC	7.0	17	60	7
F MD D 8MM 2C C/C 45HRC	8.0	20	60	8
F MD D 9MM 2C C/C 45HRC	9.0	23	75	9
F MD D 10MM 2C C/C 45HRC	10.0	30	75	10
F MD D 11MM 2C C/C 45HRC	11.0	28	75	11
F MD D 12MM 2C C/C 45HRC	12.0	30	75	12
F MD D 13MM 2C C/C 45HRC	13.0	33	100	13
F MD D 14MM 2C C/C 45HRC	14.0	35	100	14
F MD D 15MM 2C C/C 45HRC	15.0	38	100	15
F MD D 16MM 2C C/C 45HRC	16.0	40	100	16
F MD D 17MM 2C C/C 45HRC	17.0	40	100	17
F MD D 18MM 2C C/C 45HRC	18.0	40	100	18
F MD D 19MM 2C C/C 45HRC	19.0	40	100	19
F MD D 20MM 2C C/C 45HRC	20.0	40	100	20
F MD D 22MM 2C C/C 45HRC	22.0	40	100	22
F MD D 25MM 2C C/C 45HRC	25.0	40	100	25

# FRESA DE TOPO RETO DE METAL DURO - 45HRC

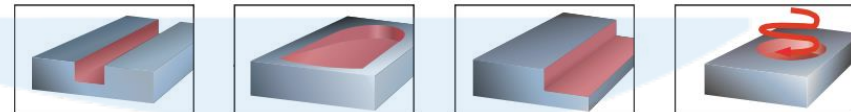
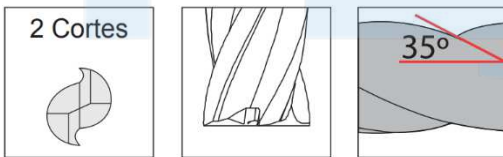
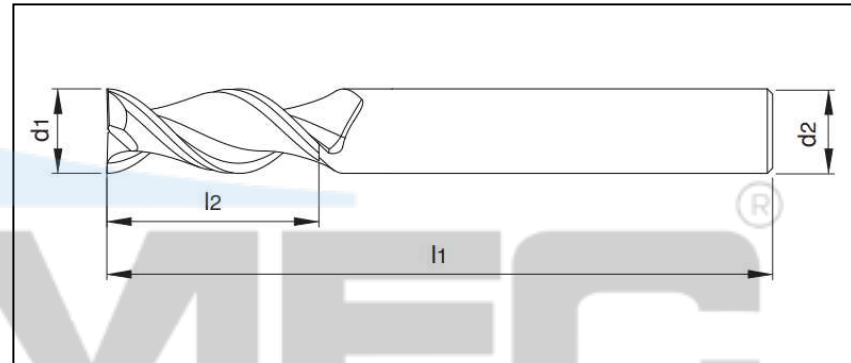

## 2 CORTES - LONGA



Código	d1	l2	l1	d2
F MD D 1MM 2C L C/C 45HRC	1.0	5	75	3
F MD D 1MM 2C L H4 C/C 45HRC	1.0	5	75	4
F MD D 1MM 2C L H6 C/C 45HRC	1.0	5	75	6
F MD D 2MM 2C L C/C 45HRC	2.0	9	75	3
F MD D 2MM 2C L H4 C/C 45HRC	2.0	9	75	4
F MD D 2MM 2C L H6 C/C 45HRC	2.0	9	75	6
F MD D 3MM 2C L C/C 45HRC	3.0	15	75	3
F MD D 3MM 2C L H4 C/C 45HRC	3.0	15	75	4
F MD D 3MM 2C L H6 C/C 45HRC	3.0	15	75	6
F MD D 4MM 2C L C/C 45HRC	4.0	20	75	4
F MD D 4MM 2C L H6 C/C 45HRC	4.0	20	75	6
F MD D 5MM 2C L C/C 45HRC	5.0	25	75	5
F MD D 6MM 2C L C/C 45HRC	6.0	25	75	6
F MD D 7MM 2C L C/C 45HRC	7.0	25	75	7
F MD D 8MM 2C L C/C 45HRC	8.0	30	75	8
F MD D 9MM 2C L C/C 45HRC	9.0	40	100	9
F MD D 10MM 2C L C/C 45HRC	10.0	40	100	10
F MD D 11MM 2C L C/C 45HRC	11.0	45	100	12
F MD D 12MM 2C L C/C 45HRC	12.0	45	100	12
F MD D 14MM 2C L C/C 45HRC	14.0	60	150	14
F MD D 16MM 2C L C/C 45HRC	16.0	70	150	16
F MD D 18MM 2C L C/C 45HRC	18.0	80	150	18
F MD D 20MM 2C L C/C 45HRC	20.0	80	150	20

# FRESA DE TOPO RETO DE METAL DURO - 45HRC

## 2 CORTES - XL - EXL



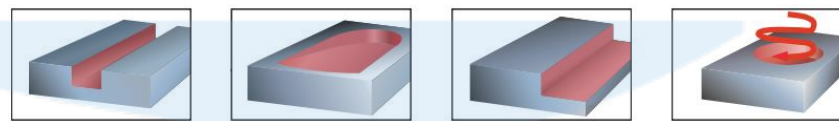
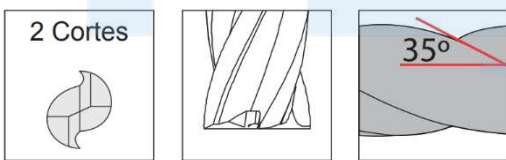
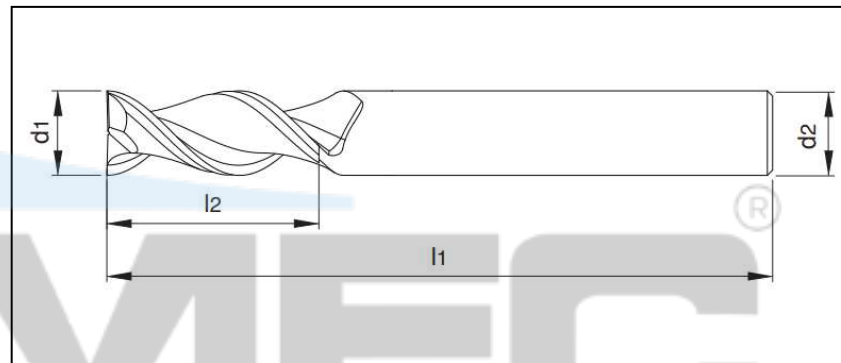


Código	d1	l2	l1	d2
F MD D 3MM 2C XL C/C 45HRC	3.0	15	100	3
F MD D 3MM 2C XL H6 C/C 45HRC	3.0	15	100	6
F MD D 4MM 2C XL C/C 45HRC	4.0	25	100	4
F MD D 4MM 2C XL H6 C/C 45HRC	4.0	25	100	6
F MD D 5MM 2C XL C/C 45HRC	5.0	30	100	5
F MD D 6MM 2C XL C/C 45HRC	6.0	30	100	6
F MD D 7MM 2C XL C/C 45HRC	7.0	35	100	7
F MD D 8MM 2C XL C/C 45HRC	8.0	35	100	8
F MD D 10MM 2C XL C/C 45HRC	10.0	50	150	10
F MD D 12MM 2C XL C/C 45HRC	12.0	50	150	12

Código	d1	l2	l1	d2
F MD D 8MM 2C EXL C/C 45HRC	8.0	40	150	8



# FRESA DE TOPO RETO DE METAL DURO - 55HRC

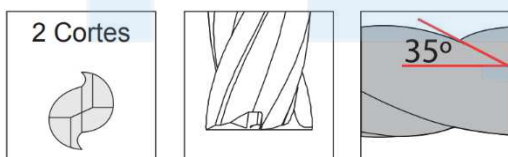
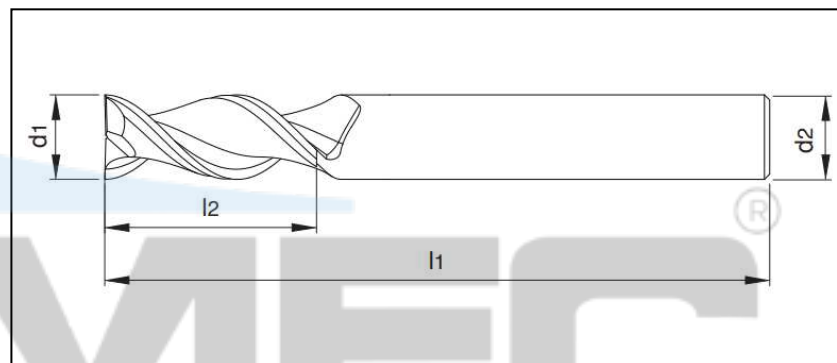

## 2 CORTES - STANDARD



Código	d1	l2	l1	d2
F MD D 1MM 2C C/C 55HRC	1.0	3	50	3
F MD D 1MM 2C H4 C/C 55HRC	1.0	3	50	4
F MD D 1MM 2C H6 C/C 55HRC	1.0	3	50	6
F MD D 1.5MM 2C C/C 55HRC	1.5	4.5	50	3
F MD D 1.5MM 2C H4 C/C 55HRC	1.5	4.5	50	4
F MD D 2MM 2C C/C 55HRC	2.0	6	50	3
F MD D 2MM 2C H4 C/C 55HRC	2.0	6	50	4
F MD D 2MM 2C H6 C/C 55HRC	2.0	6	50	6
F MD D 2.5MM 2C C/C 55HRC	2.5	7	50	3
F MD D 2.5MM 2C H4 C/C 55HRC	2.5	7	50	4
F MD D 3MM 2C C/C 55HRC	3.0	8	50	3
F MD D 3MM 2C H4 C/C 55HRC	3.0	8	50	4
F MD D 3MM 2C H6 C/C 55HRC	3.0	8	50	6
F MD D 3.5MM 2C H4 C/C 55HRC	3.5	10	50	4
F MD D 4MM 2C C/C 55HRC	4.0	11	50	4
F MD D 4MM 2C H6 C/C 55HRC	4.0	11	50	6
F MD D 4.5MM 2C H6 C/C 55HRC	4.5	13	50	6
F MD D 5MM 2C C/C 55HRC	5.0	13	50	5

# FRESA DE TOPO RETO DE METAL DURO - 55HRC

## 2 CORTES - STANDARD



Código	d1	l2	l1	d2
F MD D 6MM 2C C/C 55HRC	6.0	15	50	6
F MD D 7MM 2C C/C 55HRC	7.0	17	60	7
F MD D 8MM 2C C/C 55HRC	8.0	20	60	8
F MD D 9MM 2C C/C 55HRC	9.0	23	75	9
F MD D 10MM 2C C/C 55HRC	10.0	30	75	10
F MD D 11MM 2C C/C 55HRC	11.0	28	75	11
F MD D 12MM 2C C/C 55HRC	12.0	30	75	12
F MD D 13MM 2C C/C 55HRC	13.0	33	100	13
F MD D 14MM 2C C/C 55HRC	14.0	35	100	14
F MD D 15MM 2C C/C 55HRC	15.0	38	100	15
F MD D 16MM 2C C/C 55HRC	16.0	40	100	16
F MD D 17MM 2C C/C 55HRC	17.0	40	100	17
F MD D 18MM 2C C/C 55HRC	18.0	40	100	18
F MD D 19MM 2C C/C 55HRC	19.0	40	100	19
F MD D 20MM 2C C/C 55HRC	20.0	40	100	20
F MD D 22MM 2C C/C 55HRC	22.0	40	100	22
F MD D 25MM 2C C/C 55HRC	25.0	40	100	25

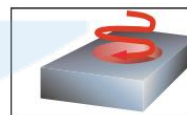
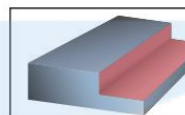

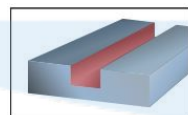
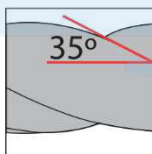
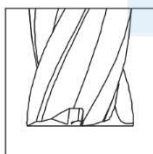
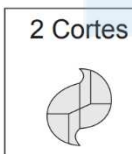
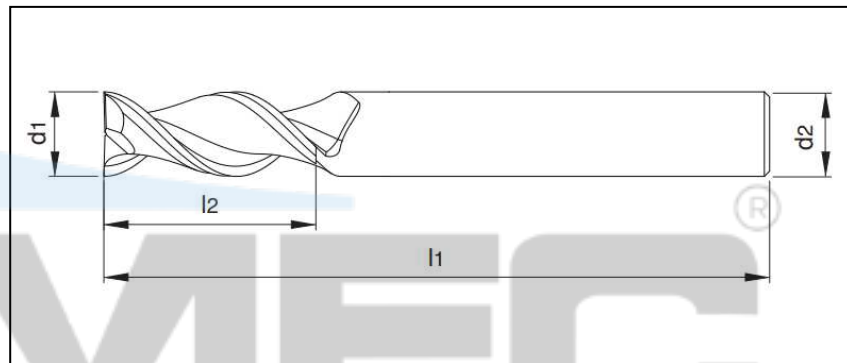

# FRESA DE TOPO RETO DE METAL DURO - 55HRC

## 2 CORTES - LONGA

HRC  
>55

35°

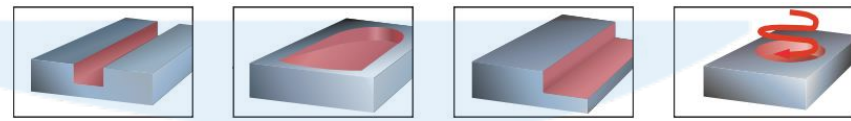
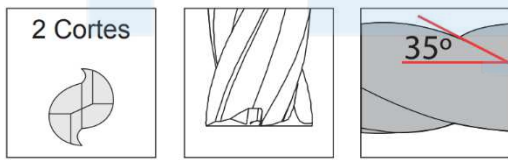
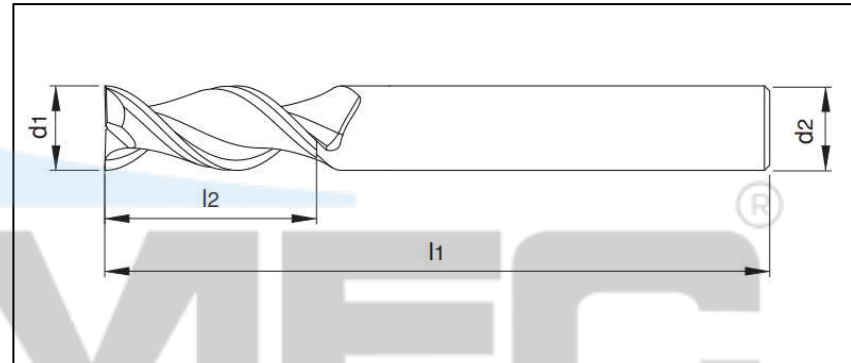

TiCrSiN



Código	d1	l2	l1	d2
F MD D 1MM 2C L C/C 55HRC	1.0	5	75	3
F MD D 1MM 2C L H4 C/C 55HRC	1.0	5	75	4
F MD D 1MM 2C L H6 C/C 55HRC	1.0	5	75	6
F MD D 2MM 2C L C/C 55HRC	2.0	9	75	3
F MD D 2MM 2C L H4 C/C 55HRC	2.0	9	75	4
F MD D 2MM 2C L H6 C/C 55HRC	2.0	9	75	6
F MD D 3MM 2C L C/C 55HRC	3.0	15	75	3
F MD D 3MM 2C L H4 C/C 55HRC	3.0	15	75	4
F MD D 3MM 2C L H6 C/C 55HRC	3.0	15	75	6
F MD D 4MM 2C L C/C 55HRC	4.0	20	75	4
F MD D 4MM 2C L H6 C/C 55HRC	4.0	20	75	6
F MD D 5MM 2C L C/C 55HRC	5.0	25	75	5
F MD D 6MM 2C L C/C 55HRC	6.0	25	75	6
F MD D 7MM 2C L C/C 55HRC	7.0	25	75	7
F MD D 8MM 2C L C/C 55HRC	8.0	30	75	8
F MD D 9MM 2C L C/C 55HRC	9.0	40	100	9
F MD D 10MM 2C L C/C 55HRC	10.0	40	100	10
F MD D 11MM 2C L C/C 55HRC	11.0	45	100	12
F MD D 12MM 2C L C/C 55HRC	12.0	45	100	12
F MD D 14MM 2C L C/C 55HRC	14.0	60	150	14
F MD D 16MM 2C L C/C 55HRC	16.0	70	150	16
F MD D 18MM 2C L C/C 55HRC	18.0	80	150	18
F MD D 20MM 2C L C/C 55HRC	20.0	80	150	20

# FRESA DE TOPO RETO DE METAL DURO - 55HRC

## 2 CORTES - XL - EXL



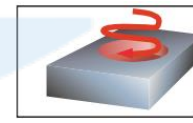
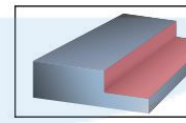

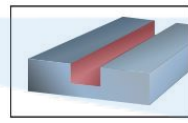
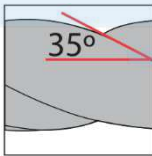
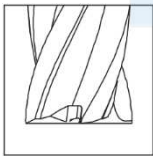
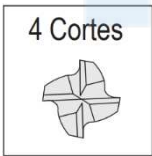
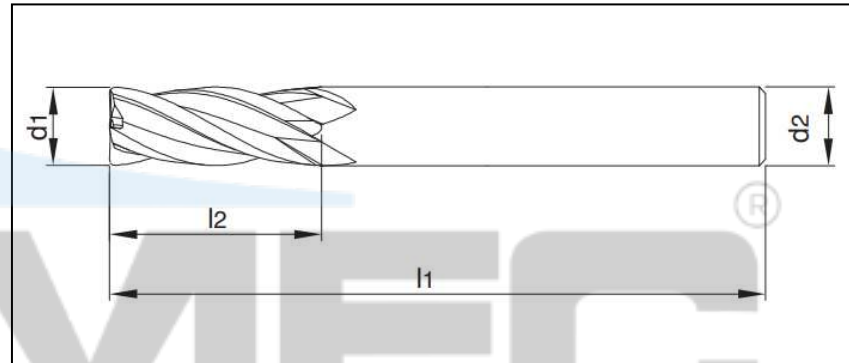

Código	d1	l2	l1	d2
F MD D 3MM 2C XL C/C 55HRC	3.0	15	100	3
F MD D 3MM 2C XL H6 C/C 55HRC	3.0	15	100	6
F MD D 4MM 2C XL C/C 55HRC	4.0	25	100	4
F MD D 4MM 2C XL H6 C/C 55HRC	4.0	25	100	6
F MD D 5MM 2C XL C/C 55HRC	5.0	30	100	5
F MD D 6MM 2C XL C/C 55HRC	6.0	30	100	6
F MD D 7MM 2C XL C/C 55HRC	7.0	35	100	7
F MD D 8MM 2C XL C/C 55HRC	8.0	35	100	8
F MD D 10MM 2C XL C/C 55HRC	10.0	50	150	10
F MD D 12MM 2C XL C/C 55HRC	12.0	50	150	12

Código	d1	l2	l1	d2
F MD D 8MM 2C EXL C/C 55HRC	8.0	40	150	8



# FRESA DE TOPO RETO DE METAL DURO - 45HRC

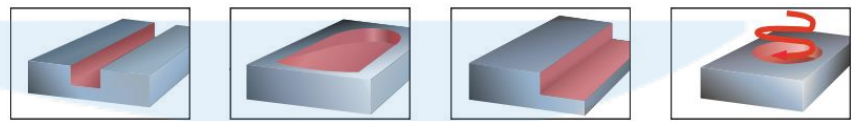
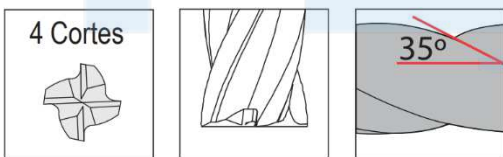
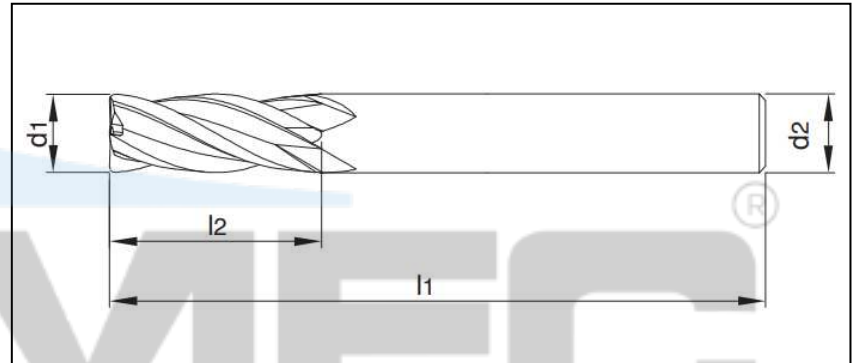

## 4 CORTES - STANDARD



Código	d1	l2	l1	d2
F MD D 1MM 4C C/C 45HRC	1.0	3	50	3
F MD D 1MM 4C H4 C/C 45HRC	1.0	3	50	4
F MD D 1MM 4C H6 C/C 45HRC	1.0	3	50	6
F MD D 1.5MM 4C C/C 45HRC	1.5	4.5	50	3
F MD D 1.5MM 4C H4 C/C 45HRC	1.5	4.5	50	4
F MD D 2MM 4C C/C 45HRC	2.0	6	50	3
F MD D 2MM 4C H4 C/C 45HRC	2.0	6	50	4
F MD D 2MM 4C H6 C/C 45HRC	2.0	6	50	6
F MD D 2.5MM 4C C/C 45HRC	2.5	7	50	3
F MD D 2.5MM 4C H4 C/C 45HRC	2.5	7	50	4
F MD D 3MM 4C C/C 45HRC	3.0	8	50	3
F MD D 3MM 4C H4 C/C 45HRC	3.0	8	50	4
F MD D 3MM 4C H6 C/C 45HRC	3.0	8	50	6
F MD D 3.5MM 4C H4 C/C 45HRC	3.5	10	50	4
F MD D 4MM 4C C/C 45HRC	4.0	11	50	4
F MD D 4MM 4C H6 C/C 45HRC	4.0	11	50	6
F MD D 4.5MM 4C H6 C/C 45HRC	4.5	13	50	6
F MD D 5MM 4C C/C 45HRC	5.0	13	50	5
F MD D 6MM 4C C/C 45HRC	6.0	15	50	6
F MD D 6.5MM 4C H8 C/C 45HRC	6.5	15	50	8
F MD D 7MM 4C C/C 45HRC	7.0	17	60	7
F MD D 8MM 4C C/C 45HRC	8.0	20	60	8

# FRESA DE TOPO RETO DE METAL DURO - 45HRC

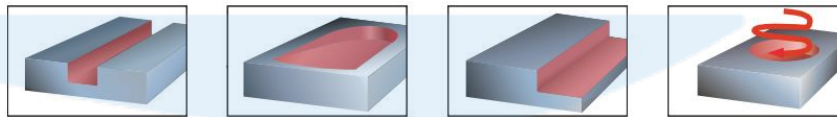
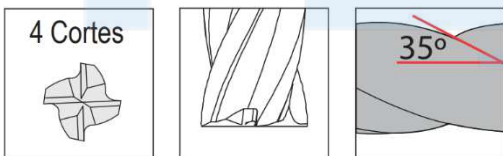
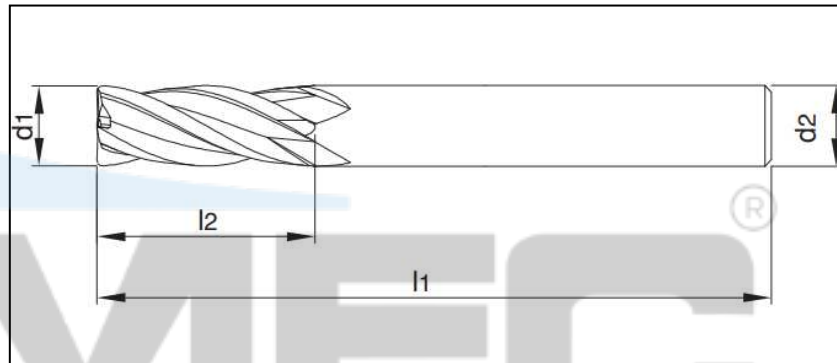

## 4 CORTES - STANDARD



Código	d1	l2	l1	d2
F MD D 9MM 4C C/C 45HRC	9.0	23	75	9
F MD D 10MM 4C C/C 45HRC	10.0	30	75	10
F MD D 11MM 4C C/C 45HRC	11.0	28	75	11
F MD D 12MM 4C C/C 45HRC	12.0	30	75	12
F MD D 13MM 4C C/C 45HRC	13.0	33	100	13
F MD D 14MM 4C C/C 45HRC	14.0	35	100	14
F MD D 15MM 4C C/C 45HRC	15.0	38	100	15
F MD D 16MM 4C C/C 45HRC	16.0	40	100	16
F MD D 17MM 4C C/C 45HRC	17.0	40	100	17
F MD D 18MM 4C C/C 45HRC	18.0	40	100	18
F MD D 19MM 4C C/C 45HRC	19.0	40	100	19
F MD D 20MM 4C C/C 45HRC	20.0	40	100	20
F MD D 22MM 4C C/C 45HRC	22.0	40	100	22
F MD D 25MM 4C C/C 45HRC	25.0	40	100	25

# FRESA DE TOPO RETO DE METAL DURO - 45HRC

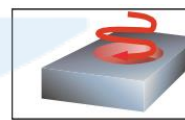
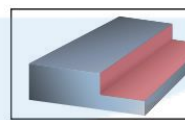
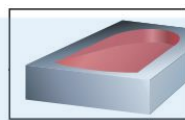
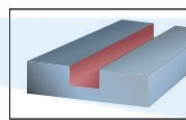
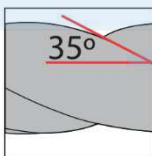
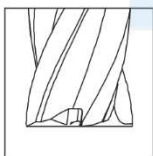
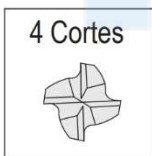
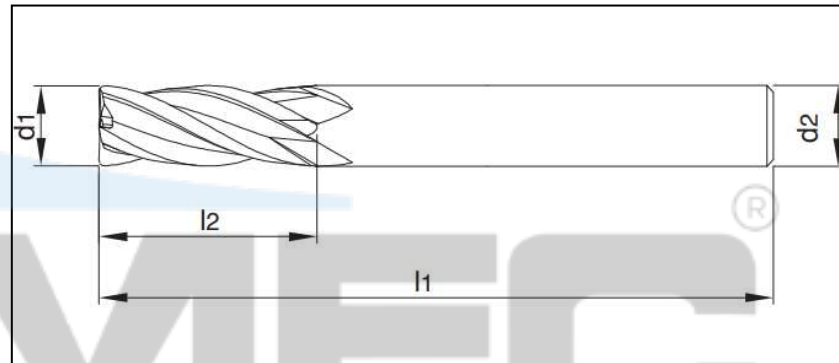

## 4 CORTES - LONGA



Código	d1	l2	l1	d2
F MD D 1MM 4C L C/C 45HRC	1.0	5	75	3
F MD D 1MM 4C L H4 C/C 45HRC	1.0	5	75	4
F MD D 1MM 4C L H6 C/C 45HRC	1.0	5	75	6
F MD D 2MM 4C L C/C 45HRC	2.0	9	75	3
F MD D 2MM 4C L H4 C/C 45HRC	2.0	9	75	4
F MD D 2MM 4C L H6 C/C 45HRC	2.0	9	75	6
F MD D 3MM 4C L C/C 45HRC	3.0	15	75	3
F MD D 3MM 4C L H4 C/C 45HRC	3.0	15	75	4
F MD D 3MM 4C L H6 C/C 45HRC	3.0	15	75	6
F MD D 4MM 4C L C/C 45HRC	4.0	20	75	4
F MD D 4MM 4C L H6 C/C 45HRC	4.0	20	75	6
F MD D 5MM 4C L C/C 45HRC	5.0	25	75	5
F MD D 6MM 4C L C/C 45HRC	6.0	25	75	6
F MD D 7MM 4C L C/C 45HRC	7.0	25	75	7
F MD D 8MM 4C L C/C 45HRC	8.0	25	75	8
F MD D 16MM 4C L C/C 45HRC	16.0	70	150	16
F MD D 18MM 4C L C/C 45HRC	18.0	80	150	18
F MD D 20MM 4C L C/C 45HRC	20.0	80	150	20

# FRESA DE TOPO RETO DE METAL DURO - 45HRC

## 4 CORTES - XL - EXL



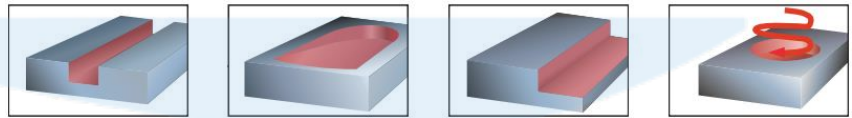
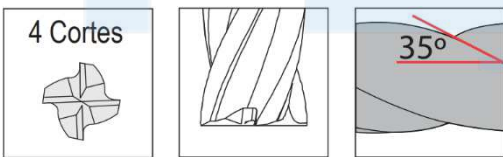
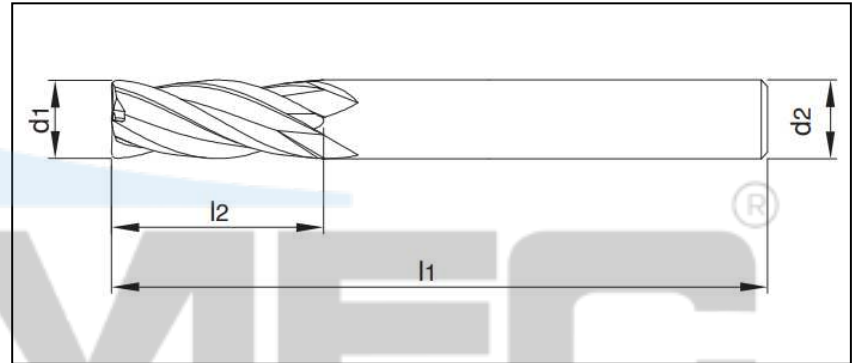

Código	d1	l2	l1	d2
F MD D 3MM 4C XL C/C 45HRC	3.0	15	100	3
F MD D 3MM 4C XL H6 C/C 45HRC	3.0	15	100	6
F MD D 4MM 4C XL C/C 45HRC	4.0	25	100	4
F MD D 4MM 4C XL H6 C/C 45HRC	4.0	25	100	6
F MD D 5MM 4C XL C/C 45HRC	5.0	30	100	5
F MD D 6MM 4C XL C/C 45HRC	6.0	30	100	6
F MD D 7MM 4C XL C/C 45HRC	7.0	35	100	7
F MD D 8MM 4C XL C/C 45HRC	8.0	35	100	8
F MD D 9MM 4C XL C/C 45HRC	9.0	40	100	9
F MD D 10MM 4C XL C/C 45HRC	10.0	40	100	10
F MD D 11MM 4C XL C/C 45HRC	11.0	45	100	11
F MD D 12MM 4C XL C/C 45HRC	12.0	45	100	12
F MD D 10MM 4C XL C/C 45HRC	10.0	50	150	10
F MD D 12MM 4C XL C/C 45HRC	12.0	50	150	12

Código	d1	l2	l1	d2
F MD D 8MM 4C EXL C/C 45HRC	8.0	40	150	8



# FRESA DE TOPO RETO DE METAL DURO - 55HRC

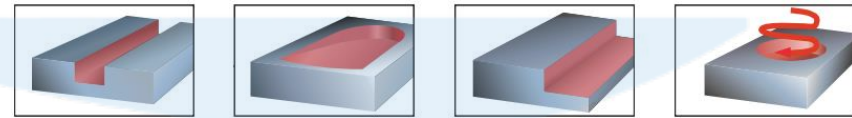
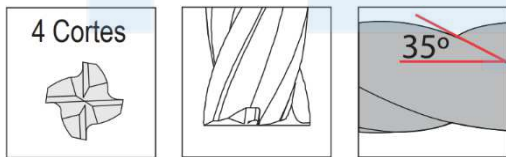
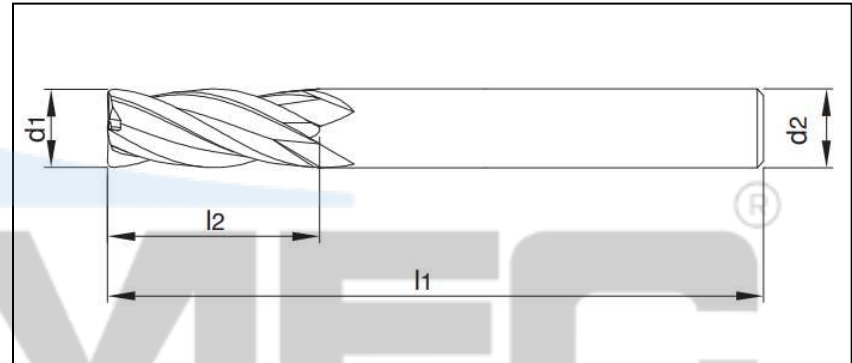

## 4 CORTES - STANDARD



Código	d1	l2	l1	d2
F MD D 1MM 4C C/C 55HRC	1.0	3	50	3
F MD D 1MM 4C H4 C/C 55HRC	1.0	3	50	4
F MD D 1MM 4C H6 C/C 55HRC	1.0	3	50	6
F MD D 1.5MM 4C C/C 55HRC	1.5	4.5	50	3
F MD D 1.5MM 4C H4 C/C 55HRC	1.5	4.5	50	4
F MD D 2MM 4C C/C 55HRC	2.0	6	50	3
F MD D 2MM 4C H4 C/C 55HRC	2.0	6	50	4
F MD D 2MM 4C H6 C/C 55HRC	2.0	6	50	6
F MD D 2.5MM 4C C/C 55HRC	2.5	7	50	3
F MD D 2.5MM 4C H4 C/C 55HRC	2.5	7	50	4
F MD D 3MM 4C C/C 55HRC	3.0	8	50	3
F MD D 3MM 4C H4 C/C 55HRC	3.0	8	50	4
F MD D 3MM 4C H6 C/C 55HRC	3.0	8	50	6
F MD D 3.5MM 4C H4 C/C 55HRC	3.5	10	50	4
F MD D 4MM 4C C/C 55HRC	4.0	11	50	4
F MD D 4MM 4C H6 C/C 55HRC	4.0	11	50	6
F MD D 4.5MM 4C H6 C/C 55HRC	4.5	13	50	6
F MD D 5MM 4C C/C 55HRC	5.0	13	50	5
F MD D 6MM 4C C/C 55HRC	6.0	15	50	6
F MD D 6.5MM 4C H8 C/C 55HRC	6.5	15	50	8
F MD D 7MM 4C C/C 55HRC	7.0	17	60	7
F MD D 8MM 4C C/C 55HRC	8.0	20	60	8

# FRESA DE TOPO RETO DE METAL DURO - 55HRC

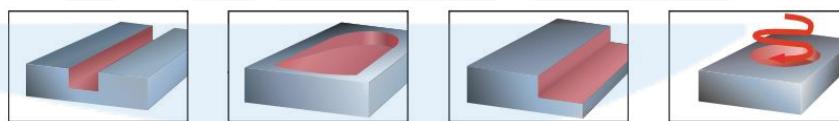
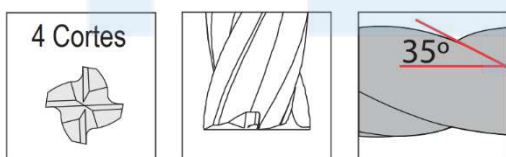
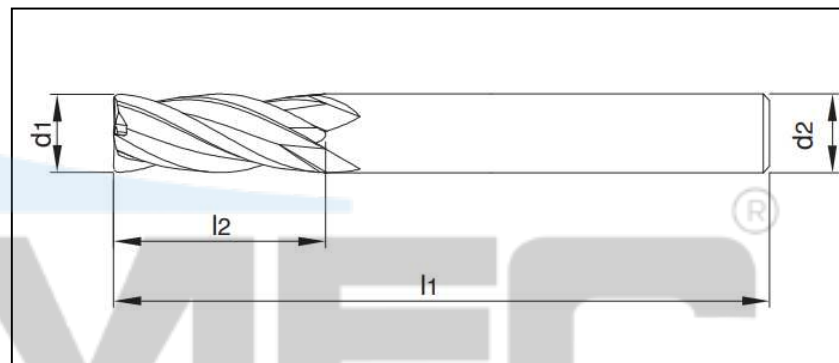
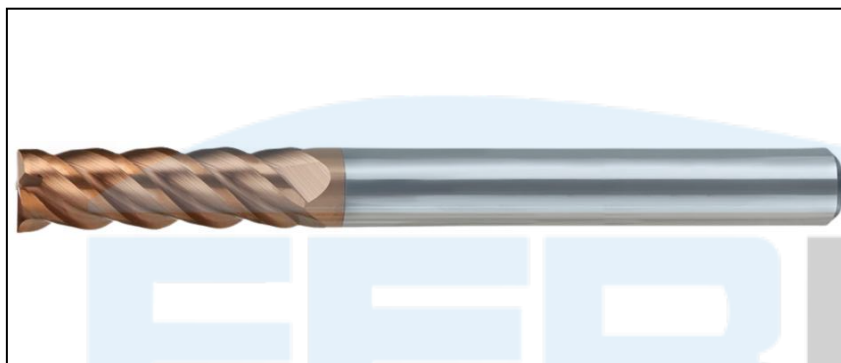

## 4 CORTES - STANDARD



Código	d1	l2	l1	d2
F MD D 9MM 4C C/C 55HRC	9.0	23	75	9
F MD D 10MM 4C C/C 55HRC	10.0	30	75	10
F MD D 11MM 4C C/C 55HRC	11.0	28	75	11
F MD D 12MM 4C C/C 55HRC	12.0	30	75	12
F MD D 13MM 4C C/C 55HRC	13.0	33	100	13
F MD D 14MM 4C C/C 55HRC	14.0	35	100	14
F MD D 15MM 4C C/C 55HRC	15.0	38	100	15
F MD D 16MM 4C C/C 55HRC	16.0	40	100	16
F MD D 17MM 4C C/C 55HRC	17.0	40	100	17
F MD D 18MM 4C C/C 55HRC	18.0	40	100	18
F MD D 19MM 4C C/C 55HRC	19.0	40	100	19
F MD D 20MM 4C C/C 55HRC	20.0	40	100	20
F MD D 22MM 4C C/C 55HRC	22.0	40	100	22
F MD D 25MM 4C C/C 55HRC	25.0	40	100	25

# FRESA DE TOPO RETO DE METAL DURO - 55HRC

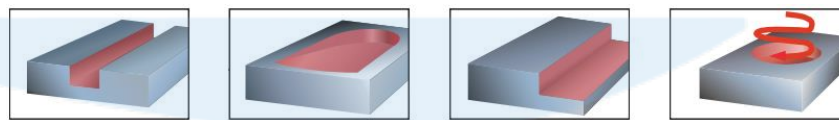
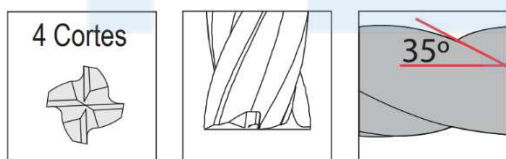
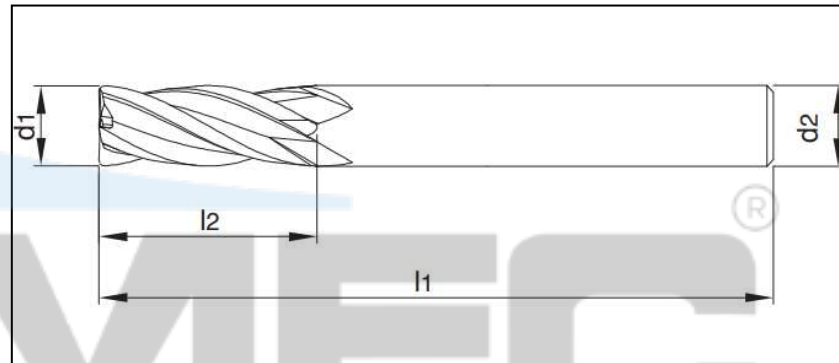
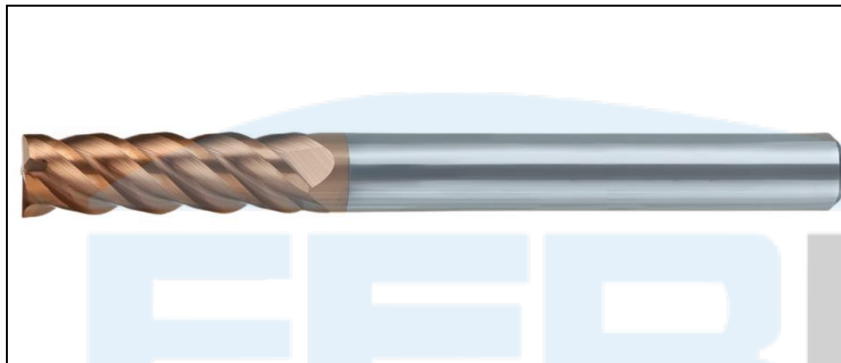
## 4 CORTES - LONGA



Código	d1	l2	l1	d2
F MD D 1MM 4C L C/C 55HRC	1.0	5	75	3
F MD D 1MM 4C L H4 C/C 55HRC	1.0	5	75	4
F MD D 1MM 4C L H6 C/C 55HRC	1.0	5	75	6
F MD D 2MM 4C L C/C 55HRC	2.0	9	75	3
F MD D 2MM 4C L H4 C/C 55HRC	2.0	9	75	4
F MD D 2MM 4C L H6 C/C 55HRC	2.0	9	75	6
F MD D 3MM 4C L C/C 55HRC	3.0	15	75	3
F MD D 3MM 4C L H4 C/C 55HRC	3.0	15	75	4
F MD D 3MM 4C L H6 C/C 55HRC	3.0	15	75	6
F MD D 4MM 4C L C/C 55HRC	4.0	20	75	4
F MD D 4MM 4C L H6 C/C 55HRC	4.0	20	75	6
F MD D 5MM 4C L C/C 55HRC	5.0	25	75	5
F MD D 6MM 4C L C/C 55HRC	6.0	25	75	6
F MD D 7MM 4C L C/C 55HRC	7.0	25	75	7
F MD D 8MM 4C L C/C 55HRC	8.0	25	75	8
F MD D 16MM 4C L C/C 55HRC	16.0	70	150	16
F MD D 18MM 4C L C/C 55HRC	18.0	80	150	18
F MD D 20MM 4C L C/C 55HRC	20.0	80	150	20

# FRESA DE TOPO RETO DE METAL DURO - 55HRC

## 4 CORTES - XL - EXL

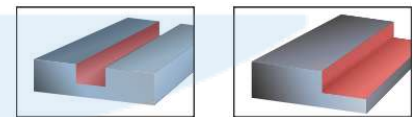
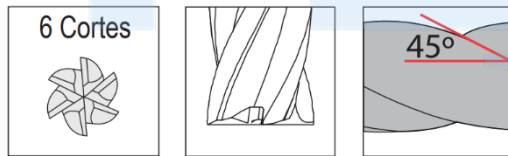
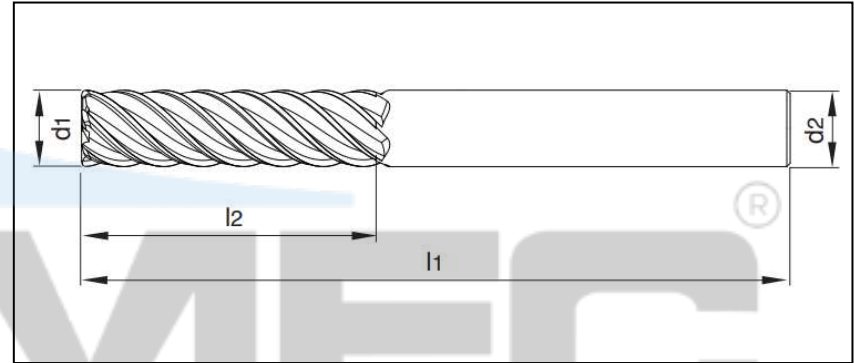


Código	d1	l2	l1	d2
F MD D 3MM 4C XL C/C 55HRC	3.0	15	100	3
F MD D 3MM 4C XL H6 C/C 55HRC	3.0	15	100	6
F MD D 4MM 4C XL C/C 55HRC	4.0	25	100	4
F MD D 4MM 4C XL H6 C/C 55HRC	4.0	25	100	6
F MD D 5MM 4C XL C/C 55HRC	5.0	30	100	5
F MD D 6MM 4C XL C/C 55HRC	6.0	30	100	6
F MD D 7MM 4C XL C/C 55HRC	7.0	35	100	7
F MD D 8MM 4C XL C/C 55HRC	8.0	35	100	8
F MD D 9MM 4C XL C/C 55HRC	9.0	40	100	9
F MD D 10MM 4C XL C/C 55HRC	10.0	40	100	10
F MD D 11MM 4C XL C/C 55HRC	11.0	45	100	11
F MD D 12MM 4C XL C/C 55HRC	12.0	45	100	12
F MD D 10MM 4C XL C/C 55HRC	10.0	50	150	10
F MD D 12MM 4C XL C/C 55HRC	12.0	50	150	12

Código	d1	l2	l1	d2
F MD D 8MM 4C EXL C/C 55HRC	8.0	40	150	8

# FRESA DE TOPO RETO DE METAL DURO - 45HRC

## 6 CORTES

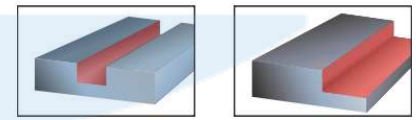
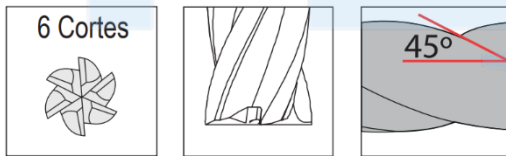
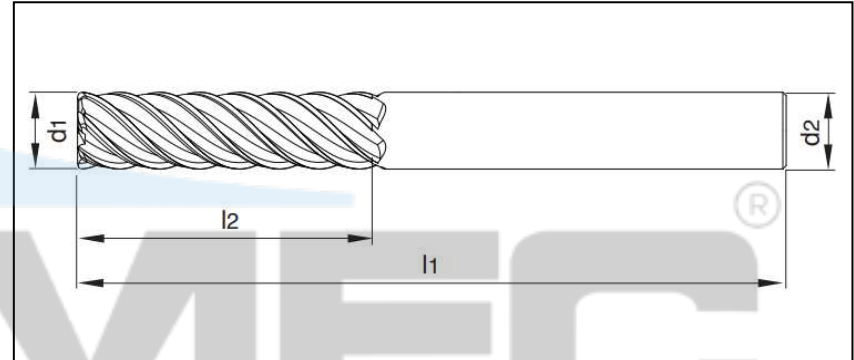



Código	d1	l2	l1	d2
F MD D 4MM 6C C/C 45HRC	4.0	11	50	4
F MD D 5MM 6C C/C 45HRC	5.0	13	50	6
F MD D 6MM 6C C/C 45HRC	6.0	15	50	6
F MD D 8MM 6C C/C 45HRC	8.0	20	60	8
F MD D 10MM 6C C/C 45HRC	10.0	30	75	10
F MD D 12MM 6C C/C 45HRC	12.0	30	75	12
F MD D 16MM 6C C/C 45HRC	16.0	40	100	16
F MD D 20MM 6C C/C 45HRC	20.0	40	100	20
F MD D 25MM 6C C/C 45HRC	25.0	45	100	25



# FRESA DE TOPO RETO DE METAL DURO - 45HRC

## 6 CORTES - LONGA - XL



Código	d1	l2	l1	d2
F MD 4MM 6C L C/C 45HRC	4.0	16	75	4
F MD 5MM 6C L H6 C/C 45HRC	5.0	20	75	6
F MD 6MM 6C L C/C 45HRC	6.0	25	75	6
F MD 8MM 6C L C/C 45HRC	8.0	30	75	8
F MD 10MM 6C L C/C 45HRC	10.0	40	100	10
F MD 12MM 6C L C/C 45HRC	12.0	45	100	12

Código	d1	l2	l1	d2
F MD 4MM 6C XL H6 C/C 45HRC	4.0	20	100	6
F MD 5MM 6C XL H6 C/C 45HRC	5.0	25	100	6
F MD 6MM 6C XL C/C 45HRC	6.0	30	100	6
F MD 8MM 6C XL C/C 45HRC	8.0	35	100	8

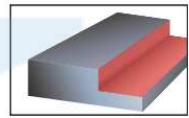
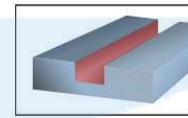
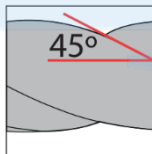
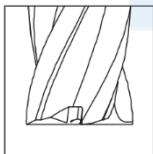

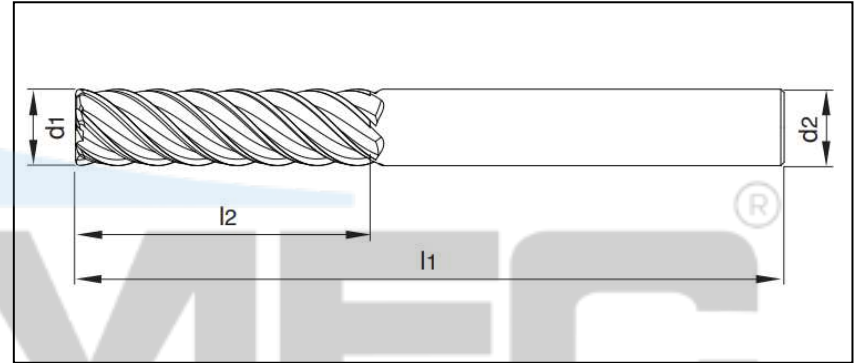

# FRESA DE TOPO RETO DE METAL DURO - 55HRC

## 6 CORTES

HRC  
>55

45°

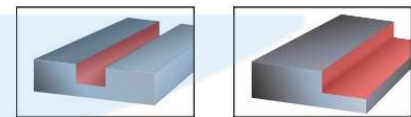
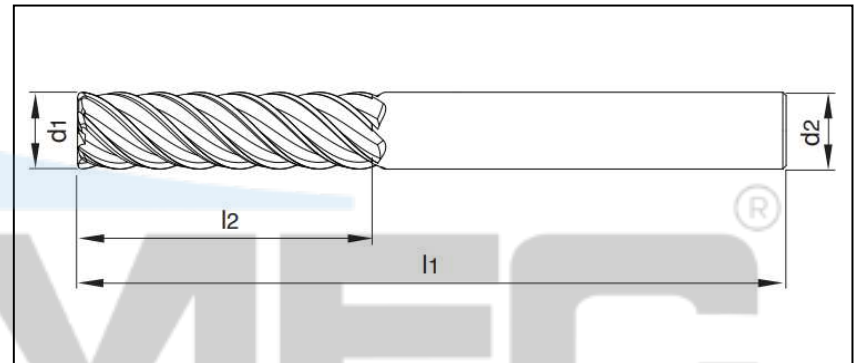
TiCrSiN



Código	d1	l2	l1	d2
F MD D 4MM 6C C/C 55HRC	4.0	11	50	4
F MD D 5MM 6C C/C 55HRC	5.0	13	50	6
F MD D 6MM 6C C/C 55HRC	6.0	15	50	6
F MD D 8MM 6C C/C 55HRC	8.0	20	60	8
F MD D 10MM 6C C/C 55HRC	10.0	30	75	10
F MD D 12MM 6C C/C 55HRC	12.0	30	75	12
F MD D 16MM 6C C/C 55HRC	16.0	40	100	16
F MD D 20MM 6C C/C 55HRC	20.0	40	100	20
F MD D 25MM 6C C/C 55HRC	25.0	45	100	25

# FRESA DE TOPO RETO DE METAL DURO - 55HRC

## 6 CORTES - LONGA - XL

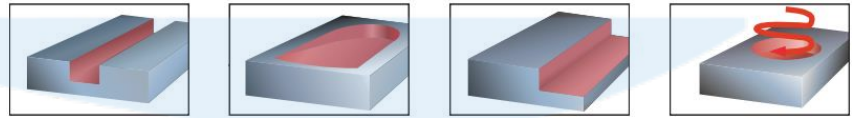
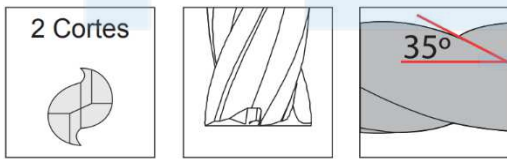
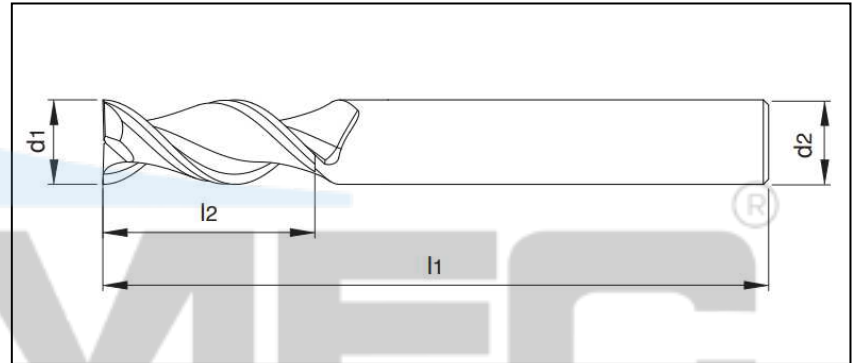



Código	d1	l2	l1	d2
F MD 4MM 6C L C/C 55HRC	4.0	16	75	4
F MD 5MM 6C L H6 C/C 55HRC	5.0	20	75	6
F MD 6MM 6C L C/C 55HRC	6.0	25	75	6
F MD 8MM 6C L C/C 55HRC	8.0	30	75	8
F MD 10MM 6C L C/C 55HRC	10.0	40	100	10
F MD 12MM 6C L C/C 55HRC	12.0	45	100	12

Código	d1	l2	l1	d2
F MD 4MM 6C XL H6 C/C 55HRC	4.0	20	100	6
F MD 5MM 6C XL H6 C/C 55HRC	5.0	25	100	6
F MD 6MM 6C XL C/C 55HRC	6.0	30	100	6
F MD 8MM 6C XL C/C 55HRC	8.0	35	100	8

# FRESA DE TOPO RETO DE METAL DURO - 45HRC

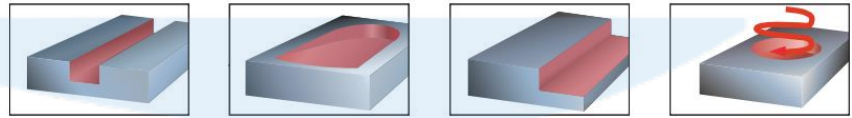
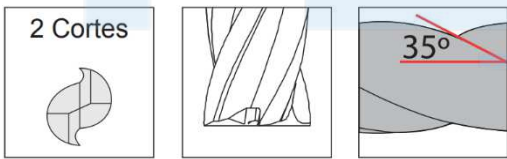
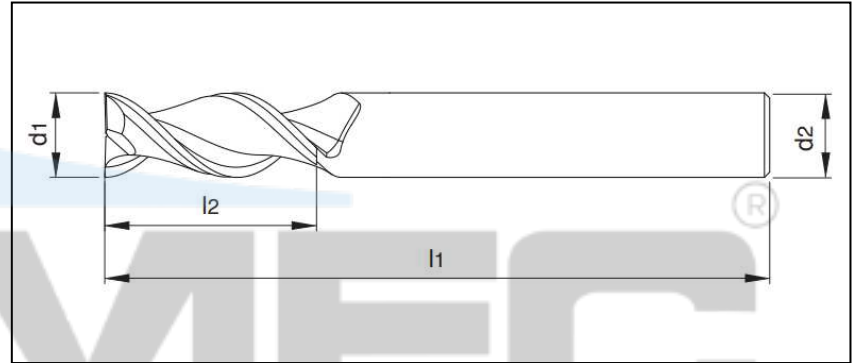
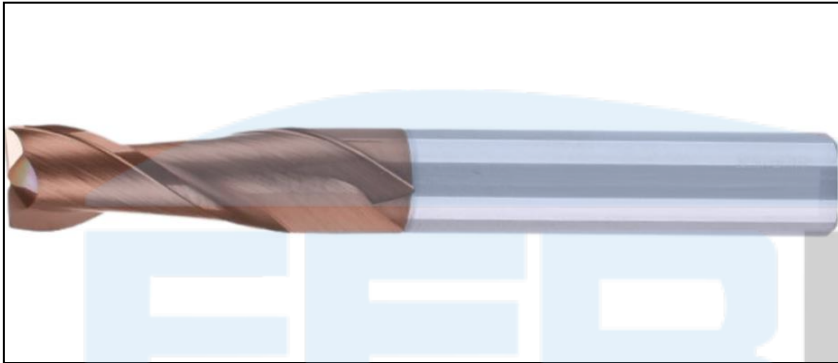
## 2 CORTES - (POLEGADAS)



Código	d1	l2	l1	d2
F MD D 3/32 2C H1/8 C/C 45HRC	3/32"	3/8"	1.1/2"	1/8"
F MD D 2C 1/8 C/C 45HRC	1/8"	1/2"	1.1/2"	1/8"
F MD D 3/16 2C H3.16 C/C 45HRC	3/16"	5/8"	2"	3.16"
F MD D 1/4 2C H1/4 C/C 45HRC	1/4"	3/4"	2.1/2"	1/4"
F MD D 5/16 2C H5/16 C/C 45HRC	5/16"	13/16"	2.1/2"	5/16"
F MD D 1/8 2C L C/C 45HRC	1/8"	3/4"	2.1/4"	1/8"
F MD D 3/16 2C H3.16 L C/C 45HRC	3/16"	3/4"	2.1/2"	3.16"
F MD D 1/4 2C L C/C 45HRC	1/4"	1.1/8"	3"	1/4"
F MD D 5/16 2C L C/C 45HRC	5/16"	1/8"	3"	5/16"
F MD D 1/8 2C XL C/C 45HRC	1/8"	1"	3"	1/8"
F MD D 3/16 2C H3.16 XL C/C 45HRC	3/16"	1/8"	3"	3.16"
F MD D 1/4 2C XL C/C 45HRC	1/4"	1.1/2"	4"	1/4"
F MD D 5/16 2C XL C/C 45HRC	5/16"	1.5/8"	4"	5/16"

# FRESA DE TOPO RETO DE METAL DURO - 55HRC

## 2 CORTES - (POLEGADAS)

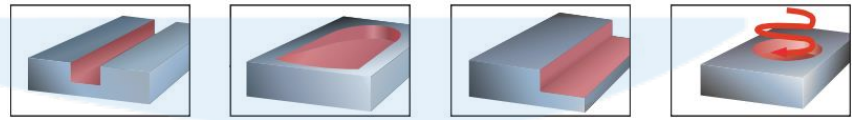
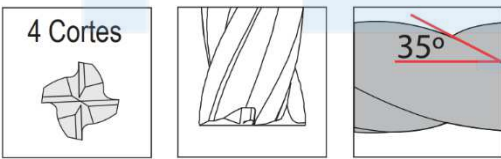
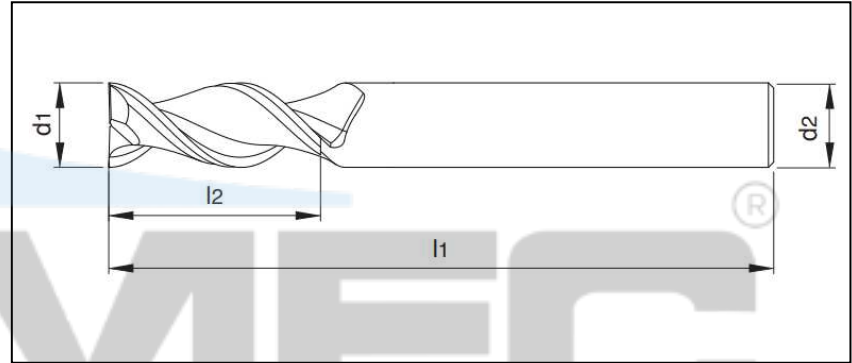



Código	d1	l2	l1	d2
F MD D 3/32 2C H1/8 C/C 55HRC	3/32"	3/8"	1.1/2"	1/8"
F MD D 2C 1/8 C/C 55HRC	1/8"	1/2"	1.1/2"	1/8"
F MD D 3/16 2C H3.16 C/C 55HRC	3/16"	5/8"	2"	3.16"
F MD D 1/4 2C H1/4 C/C 55HRC	1/4"	3/4"	2.1/2"	1/4"
F MD D 5/16 2C H5/16 C/C 55HRC	5/16"	13/16"	2.1/2"	5/16"
F MD D 1/8 2C L C/C 55HRC	1/8"	3/4"	2.1/4"	1/8"
F MD D 3/16 2C H3.16 L C/C 55HRC	3/16"	3/4"	2.1/2"	3.16"
F MD D 1/4 2C L C/C 55HRC	1/4"	1.1/8"	3"	1/4"
F MD D 5/16 2C L C/C 55HRC	5/16"	1/8"	3"	5/16"
F MD D 1/8 2C XL C/C 55HRC	1/8"	1"	3"	1/8"
F MD D 3/16 2C H3.16 XL C/C 55HRC	3/16"	1/8"	3"	3.16"
F MD D 1/4 2C XL C/C 55HRC	1/4"	1.1/2"	4"	1/4"
F MD D 5/16 2C XL C/C 55HRC	5/16"	1.5/8"	4"	5/16"



# FRESA DE TOPO RETO DE METAL DURO - 45HRC

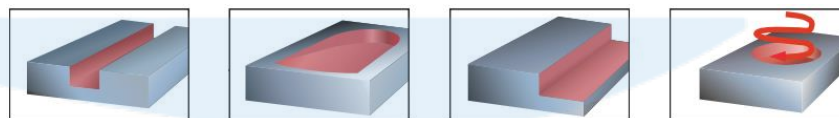
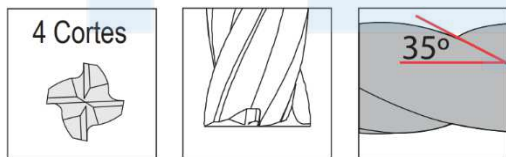
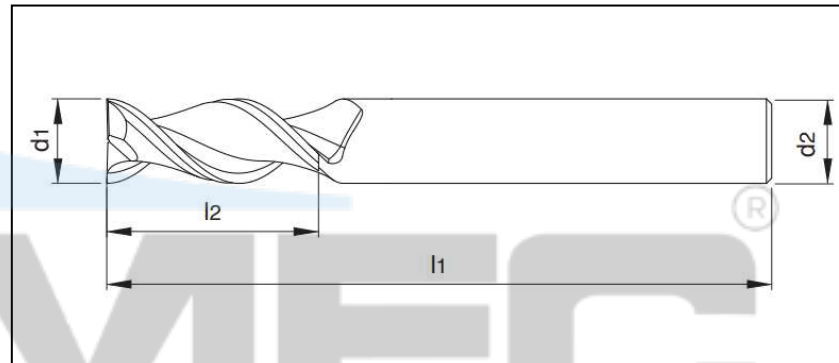

## 4 CORTES - (POLEGADAS)



Código	d1	l2	l1	d2
F MD D 3/32 4C H1/8 C/C 45HRC	3/32"	3/8"	1.1/2"	1/8"
F MD D 4C 1/8 C/C 45HRC	1/8"	1/2"	1.1/2"	1/8"
F MD D 3/16 4C H3.16 C/C 45HRC	3/16"	5/8"	2"	3.16"
F MD D 1/4 4C H1/4 C/C 45HRC	1/4"	3/4"	2.1/2"	1/4"
F MD D 5/16 4C H5/16 C/C 45HRC	5/16"	13/16"	2.1/2"	5/16"
F MD D 1/8 4C L C/C 45HRC	1/8"	3/4"	2.1/4"	1/8"
F MD D 3/16 4C H3.16 L C/C 45HRC	3/16"	3/4"	2.1/2"	3.16"
F MD D 1/4 4C L C/C 45HRC	1/4"	1.1/8"	3"	1/4"
F MD D 5/16 4C L C/C 45HRC	5/16"	1/8"	3"	5/16"
F MD D 1/8 4C XL C/C 45HRC	1/8"	1"	3"	1/8"
F MD D 3/16 4C H3.16 XL C/C 45HRC	3/16"	1/8"	3"	3.16"
F MD D 1/4 4C XL C/C 45HRC	1/4"	1.1/2"	4"	1/4"

# FRESA DE TOPO RETO DE METAL DURO - 55HRC

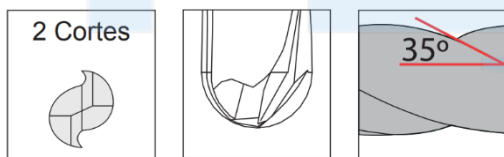
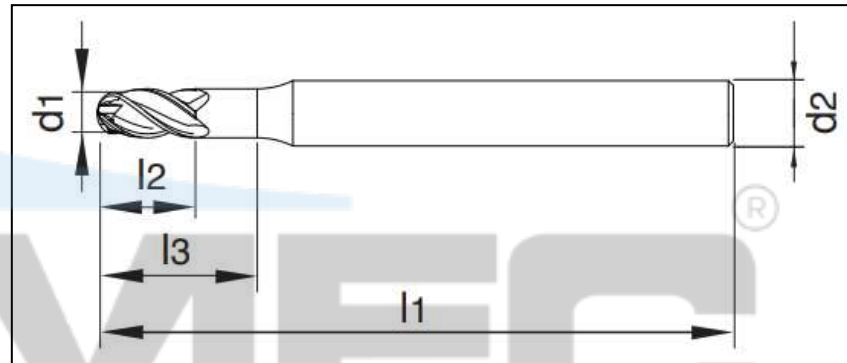
## 4 CORTES - (POLEGADAS)



Código	d1	l2	l1	d2
F MD D 3/32 4C H1/8 C/C 55HRC	3/32"	3/8"	1.1/2"	1/8"
F MD D 4C 1/8 C/C 55HRC	1/8"	1/2"	1.1/2"	1/8"
F MD D 3/16 4C H3.16 C/C 55HRC	3/16"	5/8"	2"	3.16"
F MD D 1/4 4C H1/4 C/C 55HRC	1/4"	3/4"	2.1/2"	1/4"
F MD D 5/16 4C H5/16 C/C 55HRC	5/16"	13/16"	2.1/2"	5/16"
F MD D 1/8 4C L C/C 55HRC	1/8"	3/4"	2.1/4"	1/8"
F MD D 3/16 4C H3.16 L C/C 55HRC	3/16"	3/4"	2.1/2"	3.16"
F MD D 1/4 4C L C/C 55HRC	1/4"	1.1/8"	3"	1/4"
F MD D 5/16 4C L C/C 55HRC	5/16"	1/8"	3"	5/16"
F MD D 1/8 4C XL C/C 55HRC	1/8"	1"	3"	1/8"
F MD D 3/16 4C H3.16 XL C/C 55HRC	3/16"	1/8"	3"	3.16"
F MD D 1/4 4C XL C/C 55HRC	1/4"	1.1/2"	4"	1/4"

# FRESA DE TOPO ESFÉRICO DE METAL DURO - 55HRC

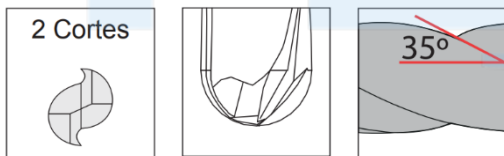
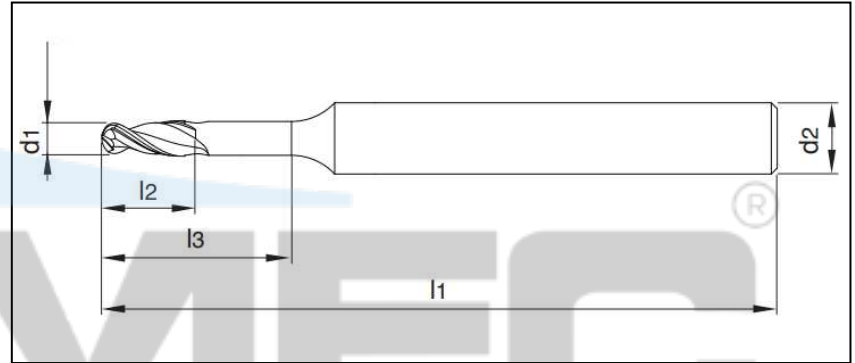

## 2 CORTES - MICRO DIÂMETRO



Código	d1	l2	l1	d2
F MD ESF. D 0.2MM 2C H4 C/C 55HRC	0.2	0.4	50	4
F MD ESF. D 0.3MM 2C H4 C/C 55HRC	0.3	0.6	50	4
F MD ESF. D 0.4MM 2C H4 C/C 55HRC	0.4	0.8	50	4
F MD ESF. D 0.5MM 2C H4 C/C 55HRC	0.5	1.0	50	4
F MD ESF. D 0.6MM 2C H4 C/C 55HRC	0.6	1.2	50	4
F MD ESF. D 0.7MM 2C H4 C/C 55HRC	0.7	1.4	50	4
F MD ESF. D 0.8MM 2C H4 C/C 55HRC	0.8	1.6	50	4
F MD ESF. D 0.9MM 2C H4 C/C 55HRC	0.9	1.8	50	4

# FRESA DE TOPO ESFÉRICO DE METAL DURO - 55HRC

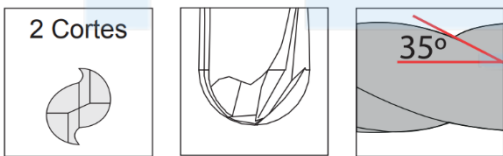
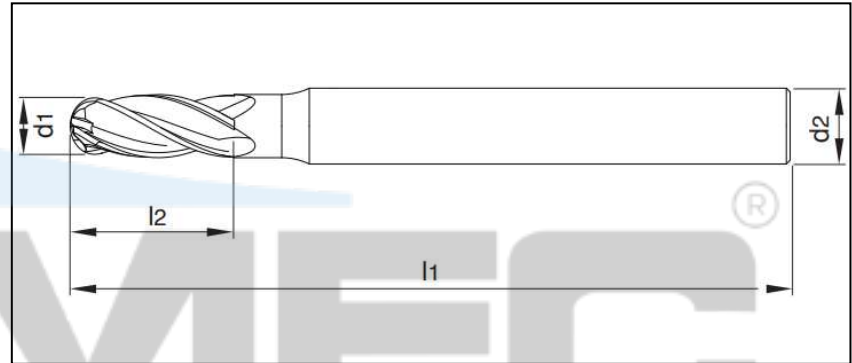
## 2 CORTES - LONG NECK



Código	d1	l2	l3	l1	d2
F MD ESF. D 0.4MM 2C LN4 C/C 55HRC	0.4	0.6	4	50	4
F MD ESF. D 0.5MM 2C LN6 C/C 55HRC	0.5	0.8	6	50	4
F MD ESF. D 0.6MM 2C LN8 C/C 55HRC	0.6	1.0	8	50	4
F MD ESF. D 0.8MM 2C LN10 C/C 55HRC	0.8	1.2	10	50	4
F MD ESF. D 1.0MM 2C LN12 C/C 55HRC	1.0	1.2	12	50	4
F MD ESF. D 1.5MM 2C LN12 C/C 55HRC	1.5	1.7	12	50	4
F MD ESF. D 2.0MM 2C LN14 C/C 55HRC	2.0	2.2	14	50	4
F MD ESF. D 3.0MM 2C LN14 C/C 55HRC	3.0	3.2	14	50	4
F MD ESF. D 4.0MM 2C LN14 C/C 55HRC	4.0	4.2	14	50	6

# FRESA DE TOPO ESFÉRICO DE METAL DURO - 45HRC

## 2 CORTES

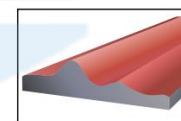
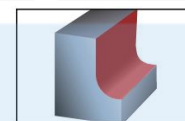
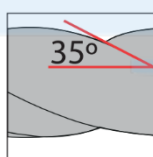
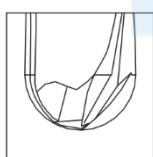
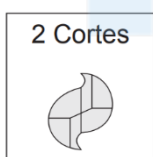
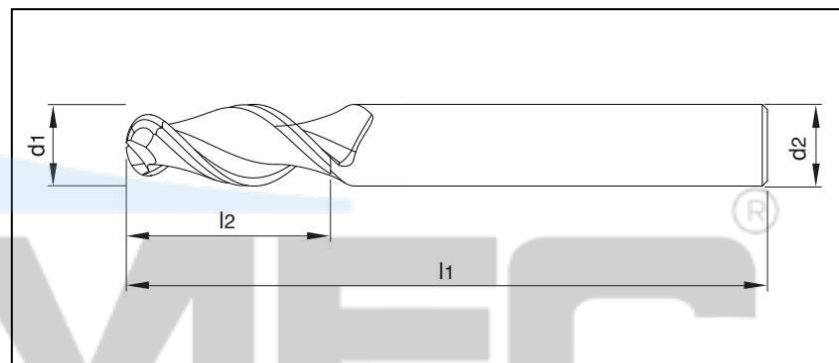



Código	d1	l2	l1	d2
F MD ESF. D 1MM 2C C/C 45HRC	1.0	2	50	3
F MD ESF. D 1MM 2C H4 C/C 45HRC	1.0	2	50	4
F MD ESF. D 1MM 2C H6 C/C 45HRC	1.0	2	50	6
F MD ESF. D 1.5MM 2C C/C 45HRC	1.5	3	50	4
F MD ESF. D 2MM 2C C/C 45HRC	2.0	4	50	4
F MD ESF. D 2MM 2C H6 C/C 45HRC	2.0	4	50	6
F MD ESF. D 2.5MM 2C H4 C/C 45HRC	2.5	5	50	4
F MD ESF. D 3MM 2C C/C 45HRC	3.0	6	50	3
F MD ESF. D 3MM 2C H4 C/C 45HRC	3.0	6	50	4
F MD ESF. D 3MM 2C H6 C/C 45HRC	3.0	6	50	6
F MD ESF. D 3.5MM 2C H4 C/C 45HRC	3.5	7	50	4
F MD ESF. D 4MM 2C C/C 45HRC	4.0	8	50	4
F MD ESF. D 4MM 2C H6 C/C 45HRC	4.0	8	50	6
F MD ESF. D 4.5MM 2C H6 C/C 45HRC	4.5	9	50	6
F MD ESF. D 5MM 2C C/C 45HRC	5.0	10	50	5
F MD ESF. D 6MM 2C C/C 45HRC	6.0	12	50	6
F MD ESF. D 7MM 2C C/C 45HRC	7.0	14	60	7
F MD ESF. D 8MM 2C C/C 45HRC	8.0	16	60	8
F MD ESF. D 9MM 2C C/C 45HRC	9.0	18	75	9
F MD ESF. D 10MM 2C C/C 45HRC	10.0	20	75	10
F MD ESF. D 12MM 2C C/C 45HRC	12.0	24	75	12
F MD ESF. D 14MM 2C C/C 45HRC	14.0	28	100	14
F MD ESF. D 16MM 2C C/C 45HRC	16.0	30	100	16
F MD ESF. D 18MM 2C C/C 45HRC	18.0	30	100	18
F MD ESF. D 20MM 2C C/C 45HRC	20.0	30	100	20
F MD ESF. D 22MM 2C C/C 45HRC	22.0	30	100	22
F MD ESF. D 25MM 2C C/C 45HRC	25.0	30	100	25



# FRESA DE TOPO ESFÉRICO DE METAL DURO - 45HRC

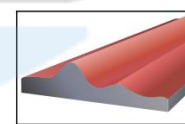
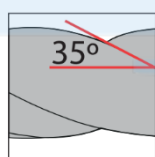
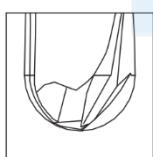
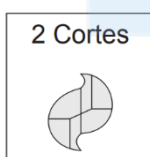
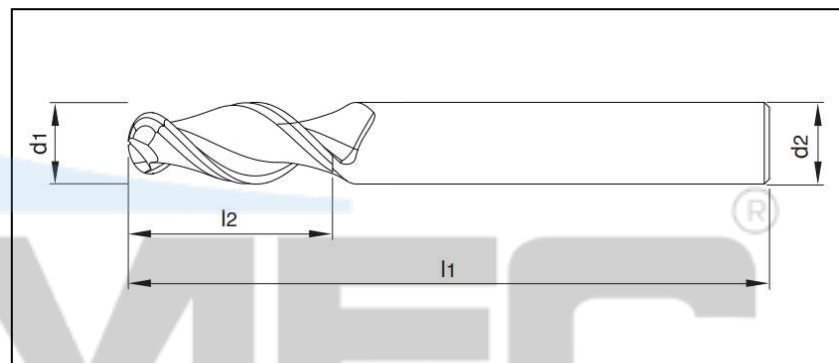

## 2 CORTES - LONGA



Código	d1	l2	l1	d2
F MD ESF. D 1MM 2C L C/C 45HRC	1.0	2	75	4
F MD ESF. D 1MM 2C L H6 C/C 45HRC	1.0	2	75	6
F MD ESF. D 2MM 2C L C/C 45HRC	2.0	4	75	4
F MD ESF. D 2MM 2C L H6 C/C 45HRC	2.0	4	75	6
F MD ESF. D 3MM 2C L C/C 45HRC	3.0	6	75	3
F MD ESF. D 3MM 2C L H4 C/C 45HRC	3.0	6	75	4
F MD ESF. D 3MM 2C L H6 C/C 45HRC	3.0	6	75	6
F MD ESF. D 4MM 2C L C/C 45HRC	4.0	8	75	4
F MD ESF. D 4MM 2C L H6 C/C 45HRC	4.0	8	75	6
F MD ESF. D 5MM 2C L H5 C/C 45HRC	5.0	10	75	5
F MD ESF. D 6MM 2C L H6 C/C 45HRC	6.0	12	75	6
F MD ESF. D 8MM 2C L H8 C/C 45HRC	8.0	16	75	8
F MD ESF. D 10MM 2C L C/C 45HRC	10.0	20	100	10
F MD ESF. D 12MM 2C L C/C 45HRC	12.0	24	100	12
F MD ESF. D 14MM 2C L C/C 45HRC	14.0	28	100	14
F MD ESF. D 16MM 2C L C/C 45HRC	16.0	30	150	16
F MD ESF. D 18MM 2C L C/C 45HRC	18.0	30	150	18
F MD ESF. D 20MM 2C L C/C 45HRC	20.0	30	150	20

# FRESA DE TOPO ESFÉRICO DE METAL DURO - 45HRC

## 2 CORTES - XL - EXL

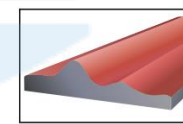
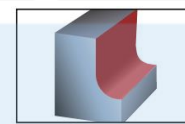
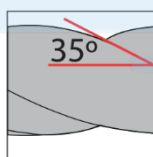
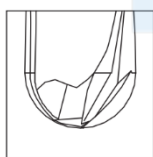
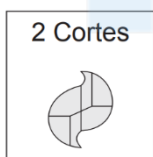
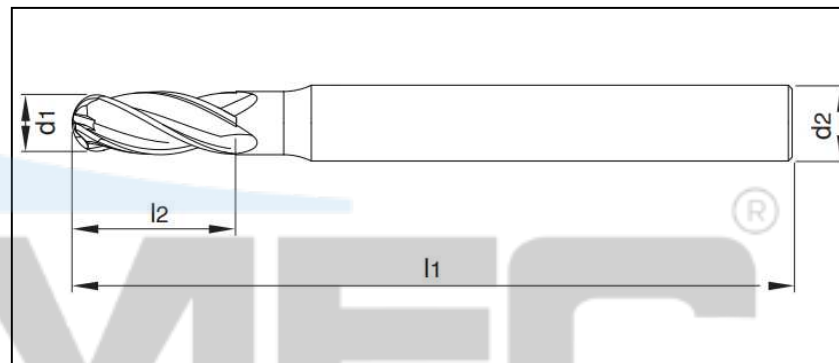



Código	d1	l2	l1	d2
F MD ESF. D 1MM 2C XL C/C 45HRC	1.0	2	100	3
F MD ESF. D 1MM 2C XL H4 C/C 45HRC	1.0	2	100	4
F MD ESF. D 1MM 2C XL H6 C/C 45HRC	1.0	2	100	6
F MD ESF. D 2MM 2C XL C/C 45HRC	2.0	4	100	3
F MD ESF. D 2MM 2C XL H4 C/C 45HRC	2.0	4	100	4
F MD ESF. D 2MM 2C XL H6 C/C 45HRC	2.0	4	100	6
F MD ESF. D 3MM 2C XL C/C 45HRC	3.0	6	100	3
F MD ESF. D 3MM 2C XL H6 C/C 45HRC	3.0	6	100	6
F MD ESF. D 4MM 2C XL C/C 45HRC	4.0	8	100	4
F MD ESF. D 4MM 2C XL H6 C/C 45HRC	4.0	8	100	6
F MD ESF. D 5MM 2C XL C/C 45HRC	5.0	10	100	5
F MD ESF. D 6MM 2C XL C/C 45HRC	6.0	12	100	6
F MD ESF. D 8MM 2C XL C/C 45HRC	8.0	16	100	8
F MD ESF. D 10MM 2C XL C/C 45HRC	10.0	20	100	10
F MD ESF. D 12MM 2C XL C/C 45HRC	12.0	24	100	12
F MD ESF. D 10MM 2C XL H10 C/C 45HRC	10.0	20	150	10
F MD ESF. D 12MM 2C XL H12 C/C 45HRC	12.0	24	150	12

Código	d1	l2	l1	d2
F MD ESF. D 6MM 2C EXL C/C 45HRC	6.0	12	150	6
F MD ESF. D 8MM 2C EXL C/C 45HRC	8.0	16	150	8

# FRESA DE TOPO ESFÉRICO DE METAL DURO - 55HRC

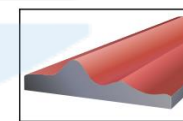
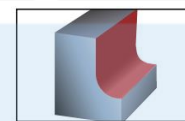
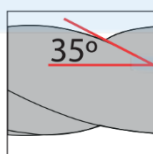
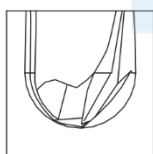
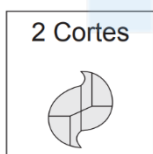
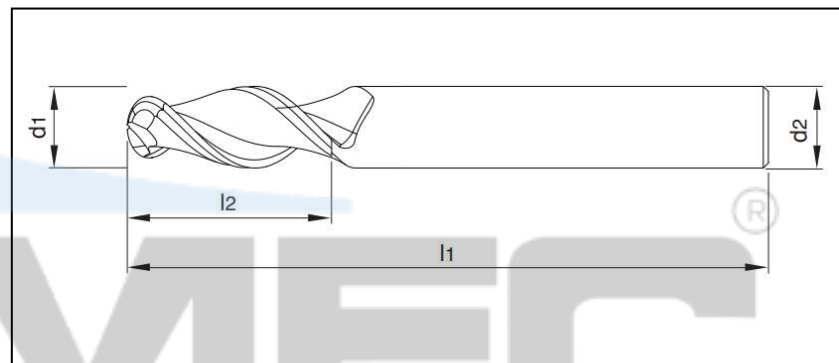
## 2 CORTES



Código	d1	l2	l1	d2
F MD ESF. D 1MM 2C C/C 55HRC	1.0	2	50	3
F MD ESF. D 1MM 2C H4 C/C 55HRC	1.0	2	50	4
F MD ESF. D 1MM 2C H6 C/C 55HRC	1.0	2	50	6
F MD ESF. D 1.5MM 2C C/C 55HRC	1.5	3	50	4
F MD ESF. D 2MM 2C C/C 55HRC	2.0	4	50	4
F MD ESF. D 2MM 2C H6 C/C 55HRC	2.0	4	50	6
F MD ESF. D 2.5MM 2C H4 C/C 55HRC	2.5	5	50	4
F MD ESF. D 3MM 2C C/C 55HRC	3.0	6	50	3
F MD ESF. D 3MM 2C H4 C/C 55HRC	3.0	6	50	4
F MD ESF. D 3MM 2C H6 C/C 55HRC	3.0	6	50	6
F MD ESF. D 3.5MM 2C H4 C/C 55HRC	3.5	7	50	4
F MD ESF. D 4MM 2C C/C 55HRC	4.0	8	50	4
F MD ESF. D 4MM 2C H6 C/C 55HRC	4.0	8	50	6
F MD ESF. D 4.5MM 2C H6 C/C 55HRC	4.5	9	50	6
F MD ESF. D 5MM 2C C/C 55HRC	5.0	10	50	5
F MD ESF. D 6MM 2C C/C 55HRC	6.0	12	50	6
F MD ESF. D 7MM 2C C/C 55HRC	7.0	14	60	7
F MD ESF. D 8MM 2C C/C 55HRC	8.0	16	60	8
F MD ESF. D 9MM 2C C/C 55HRC	9.0	18	75	9
F MD ESF. D 10MM 2C C/C 55HRC	10.0	20	75	10
F MD ESF. D 12MM 2C C/C 55HRC	12.0	24	75	12
F MD ESF. D 14MM 2C C/C 55HRC	14.0	28	100	14
F MD ESF. D 16MM 2C C/C 55HRC	16.0	30	100	16
F MD ESF. D 18MM 2C C/C 55HRC	18.0	30	100	18
F MD ESF. D 20MM 2C C/C 55HRC	20.0	30	100	20
F MD ESF. D 22MM 2C C/C 55HRC	22.0	30	100	22
F MD ESF. D 25MM 2C C/C 55HRC	25.0	30	100	25

# FRESA DE TOPO ESFÉRICO DE METAL DURO - 55HRC

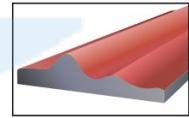
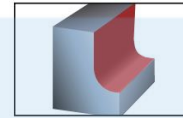
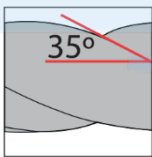
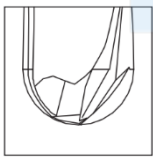
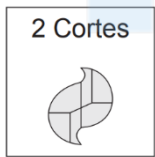
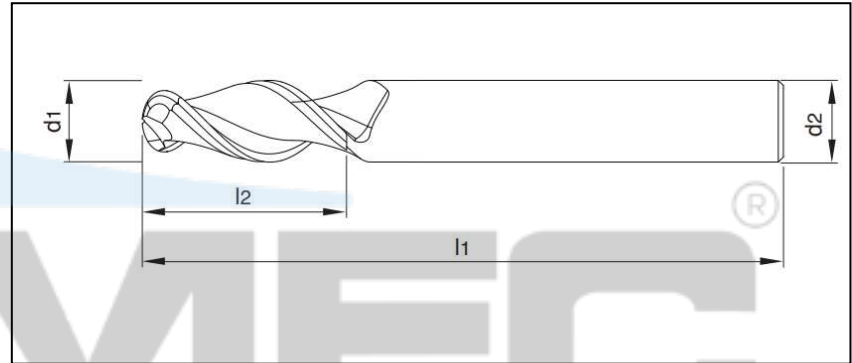

## 2 CORTES - LONGA



Código	d1	l2	l1	d2
F MD ESF. D 1MM 2C L C/C 55HRC	1.0	2	75	4
F MD ESF. D 1MM 2C L H6 C/C 55HRC	1.0	2	75	6
F MD ESF. D 2MM 2C L C/C 55HRC	2.0	4	75	4
F MD ESF. D 2MM 2C L H6 C/C 55HRC	2.0	4	75	6
F MD ESF. D 3MM 2C L C/C 55HRC	3.0	6	75	3
F MD ESF. D 3MM 2C L H4 C/C 55HRC	3.0	6	75	4
F MD ESF. D 3MM 2C L H6 C/C 55HRC	3.0	6	75	6
F MD ESF. D 4MM 2C L C/C 55HRC	4.0	8	75	4
F MD ESF. D 4MM 2C L H6 C/C 55HRC	4.0	8	75	6
F MD ESF. D 5MM 2C L H5 C/C 55HRC	5.0	10	75	5
F MD ESF. D 6MM 2C L H6 C/C 55HRC	6.0	12	75	6
F MD ESF. D 8MM 2C L H8 C/C 55HRC	8.0	16	75	8
F MD ESF. D 10MM 2C L C/C 55HRC	10.0	20	100	10
F MD ESF. D 12MM 2C L C/C 55HRC	12.0	24	100	12
F MD ESF. D 14MM 2C L C/C 55HRC	14.0	28	100	14
F MD ESF. D 16MM 2C L C/C 55HRC	16.0	30	150	16
F MD ESF. D 18MM 2C L C/C 55HRC	18.0	30	150	18
F MD ESF. D 20MM 2C L C/C 55HRC	20.0	30	150	20

# FRESA DE TOPO ESFÉRICO DE METAL DURO - 55HRC

## 2 CORTES - XL - EXL



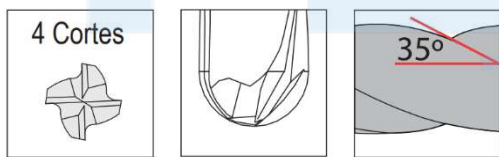
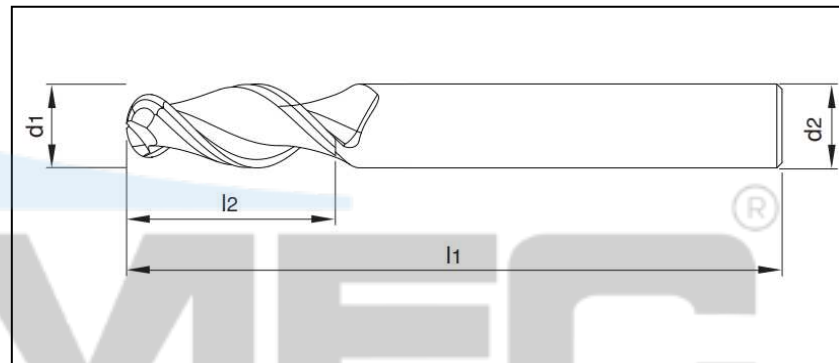

Código	d1	l2	l1	d2
F MD ESF. D 1MM 2C XL C/C 55HRC	1.0	2	100	3
F MD ESF. D 1MM 2C XL H4 C/C 55HRC	1.0	2	100	4
F MD ESF. D 1MM 2C XL H6 C/C 55HRC	1.0	2	100	6
F MD ESF. D 2MM 2C XL C/C 55HRC	2.0	4	100	3
F MD ESF. D 2MM 2C XL H4 C/C 55HRC	2.0	4	100	4
F MD ESF. D 2MM 2C XL H6 C/C 55HRC	2.0	4	100	6
F MD ESF. D 3MM 2C XL C/C 55HRC	3.0	6	100	3
F MD ESF. D 3MM 2C XL H6 C/C 55HRC	3.0	6	100	6
F MD ESF. D 4MM 2C XL C/C 55HRC	4.0	8	100	4
F MD ESF. D 4MM 2C XL H6 C/C 55HRC	4.0	8	100	6
F MD ESF. D 5MM 2C XL C/C 55HRC	5.0	10	100	5
F MD ESF. D 6MM 2C XL C/C 55HRC	6.0	12	100	6
F MD ESF. D 8MM 2C XL C/C 55HRC	8.0	16	100	8
F MD ESF. D 10MM 2C XL C/C 55HRC	10.0	20	150	10
F MD ESF. D 12MM 2C XL C/C 55HRC	12.0	24	150	12

Código	d1	l2	l1	d2
F MD ESF. D 6MM 2C EXL C/C 55HRC	6.0	12	150	6
F MD ESF. D 8MM 2C EXL C/C 55HRC	8.0	16	150	8



# FRESA DE TOPO ESFÉRICO DE METAL DURO - 45HRC

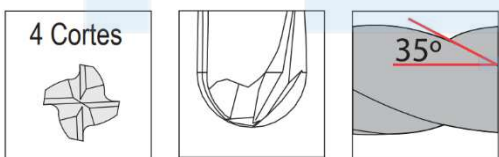
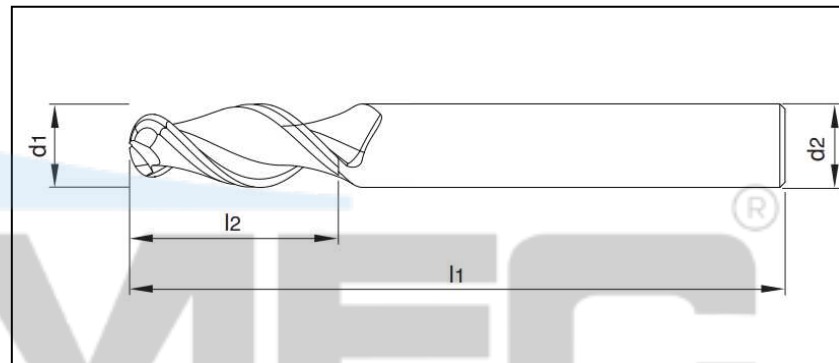

## 4 CORTES - STANDARD



Código	d1	l2	l1	d2
F MD ESF. D 1MM 4C C/C 45HRC	1.0	2	50	4
F MD ESF. D 1MM 4C H6 C/C 45HRC	1.0	2	50	6
F MD ESF. D 1.5MM 4C H4 C/C 45HRC	1.5	3	50	4
F MD ESF. D 2MM 4C C/C 45HRC	2.0	4	50	4
F MD ESF. D 2MM 4C H6 C/C 45HRC	2.0	4	50	6
F MD ESF. D 2.5MM 4C H4 C/C 45HRC	2.5	5	50	4
F MD ESF. D 3MM 4C C/C 45HRC	3.0	6	50	3
F MD ESF. D 3MM 4C H4 C/C 45HRC	3.0	6	50	4
F MD ESF. D 3MM 4C H6 C/C 45HRC	3.0	6	50	6
F MD ESF. D 3.5MM 4C H4 C/C 45HRC	3.5	7	50	4
F MD ESF. D 4MM 4C C/C 45HRC	4.0	8	50	4
F MD ESF. D 4MM 4C H6 C/C 45HRC	4.0	8	50	6
F MD ESF. D 4.5MM 4C H6 C/C 45HRC	4.5	9	50	6
F MD ESF. D 5MM 4C H5 C/C 45HRC	5.0	10	50	5
F MD ESF. D 6MM 4C H6 C/C 45HRC	6.0	12	50	6
F MD ESF. D 7MM 4C C/C 45HRC	7.0	14	60	7
F MD ESF. D 8MM 4C C/C 45HRC	8.0	16	60	8
F MD ESF. D 9MM 4C C/C 45HRC	9.0	18	75	9
F MD ESF. D 10MM 4C C/C 45HRC	10.0	20	75	10
F MD ESF. D 12MM 4C C/C 45HRC	12.0	24	75	12
F MD ESF. D 14MM 4C C/C 45HRC	14.0	28	100	14
F MD ESF. D 16MM 4C C/C 45HRC	16.0	30	100	16
F MD ESF. D 18MM 4C C/C 45HRC	18.0	30	100	18
F MD ESF. D 20MM 4C C/C 45HRC	20.0	30	100	20
F MD ESF. D 22MM 4C C/C 45HRC	22.0	30	100	18
F MD ESF. D 25MM 4C C/C 45HRC	25.0	30	100	25

# FRESA DE TOPO ESFÉRICO DE METAL DURO - 45HRC

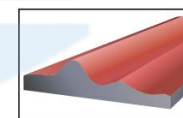
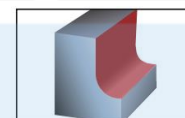
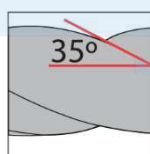
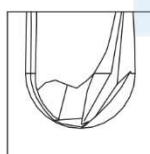
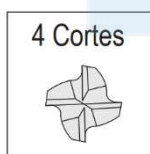
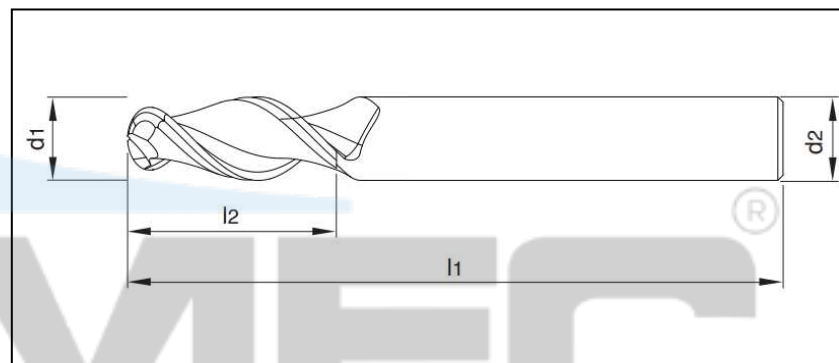

## 4 CORTES - LONGA



Código	d1	l2	l1	d2
F MD ESF. D 1MM 4C L C/C 45HRC	1.0	2	75	3
F MD ESF. D 1MM 4C L H4 C/C 45HRC	1.0	2	75	4
F MD ESF. D 1MM 4C L H6 C/C 45HRC	1.0	2	75	6
F MD ESF. D 2MM 4C L C/C 45HRC	2.0	4	75	3
F MD ESF. D 2MM 4C L H4 C/C 45HRC	2.0	4	75	4
F MD ESF. D 2MM 4C L H6 C/C 45HRC	2.0	4	75	6
F MD ESF. D 3MM 4C L C/C 45HRC	3.0	6	75	3
F MD ESF. D 3MM 4C L H4 C/C 45HRC	3.0	6	75	4
F MD ESF. D 3MM 4C L H6 C/C 45HRC	3.0	6	75	6
F MD ESF. D 4MM 4C L C/C 45HRC	4.0	8	75	4
F MD ESF. D 4MM 4C L H6 C/C 45HRC	4.0	8	75	6
F MD ESF. D 5MM 4C L C/C 45HRC	5.0	10	75	5
F MD ESF. D 6MM 4C L C/C 45HRC	6.0	12	75	6
F MD ESF. D 8MM 4C L C/C 45HRC	8.0	16	75	8
F MD ESF. D 14MM 4C L C/C 45HRC	14.0	30	150	14
F MD ESF. D 16MM 4C L C/C 45HRC	16.0	30	150	16
F MD ESF. D 18MM 4C L C/C 45HRC	18.0	30	150	18
F MD ESF. D 20MM 4C L C/C 45HRC	20.0	30	150	20

# FRESA DE TOPO ESFÉRICO DE METAL DURO - 45HRC

## 4 CORTES - XL - EXL

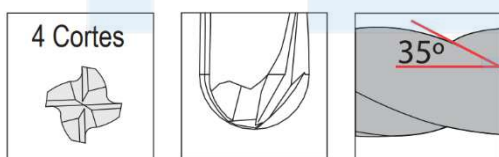
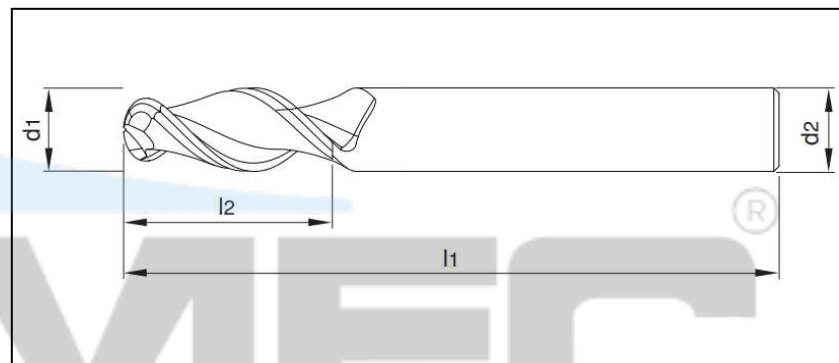
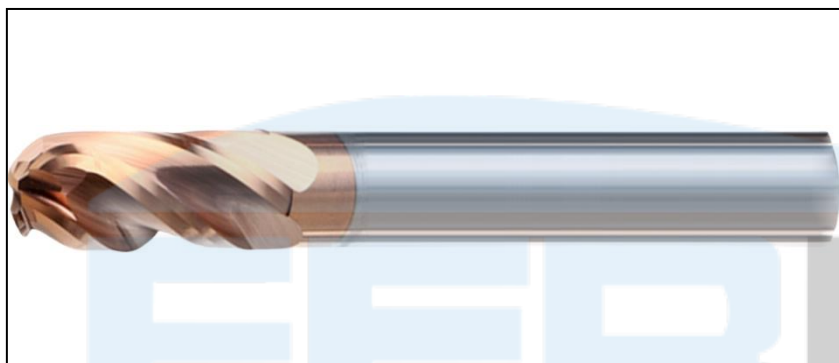


Código	d1	l2	l1	d2
F MD ESF. D 3MM 4C XL C/C 45HRC	3.0	6	100	3
F MD ESF. D 3MM 4C XL H6 C/C 45HRC	3.0	6	100	6
F MD ESF. D 4MM 4C XL C/C 45HRC	4.0	8	100	4
F MD ESF. D 4MM 4C XL H6 C/C 45HRC	4.0	8	100	6
F MD ESF. D 5MM 4C XL C/C 45HRC	5.0	10	100	5
F MD ESF. D 6MM 4C XL C/C 45HRC	6.0	12	100	6
F MD ESF. D 8MM 4C XL C/C 45HRC	8.0	16	100	8
F MD ESF. D 10MM 4C XL C/C 45HRC	10.0	20	100	10
F MD ESF. D 12MM 4C XL C/C 45HRC	12.0	24	100	12
F MD ESF. D 10MM 4C XL H10 C/C 45HRC	10.0	20	150	10
F MD ESF. D 12MM 4C XL H12 C/C 45HRC	12.0	24	150	12
F MD ESF. D 14MM 4C XL C/C 45HRC	14.0	28	150	14

Código	d1	l2	l1	d2
F MD ESF. D 8MM 4C EXL C/C 45HRC	8.0	16	150	8

# FRESA DE TOPO ESFÉRICO DE METAL DURO - 55HRC

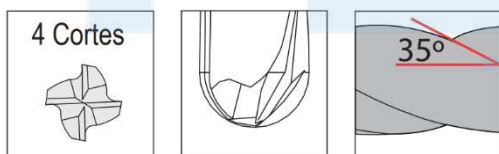
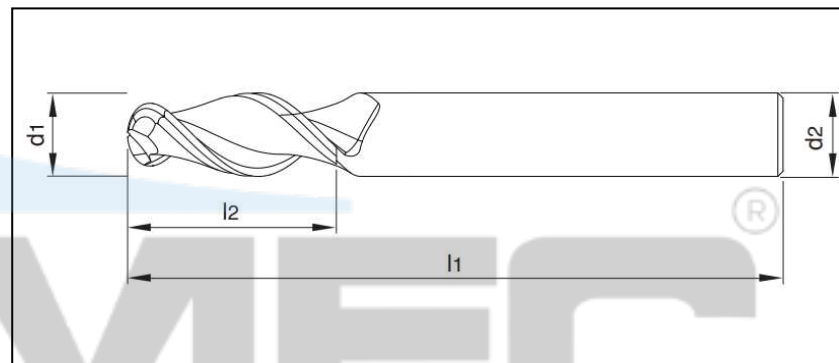
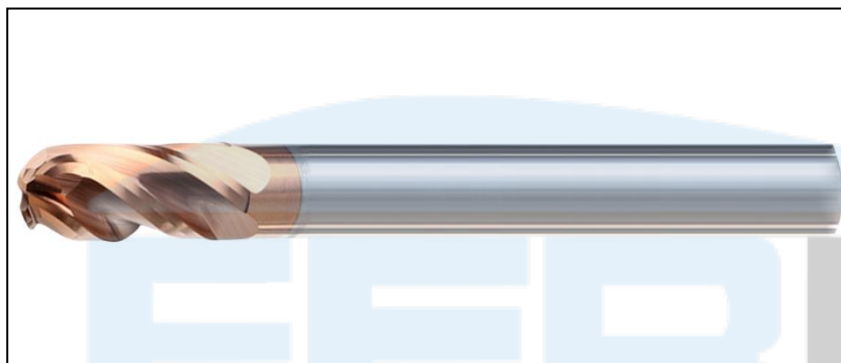
## 4 CORTES - STANDARD



Código	d1	l2	l1	d2
F MD ESF. D 1MM 4C C/C 55HRC	1.0	2	50	4
F MD ESF. D 1MM 4C H6 C/C 55HRC	1.0	2	50	6
F MD ESF. D 1.5MM 4C H4 C/C 55HRC	1.5	3	50	4
F MD ESF. D 2MM 4C C/C 55HRC	2.0	4	50	4
F MD ESF. D 2MM 4C H6 C/C 55HRC	2.0	4	50	6
F MD ESF. D 2.5MM 4C H4 C/C 55HRC	2.5	5	50	4
F MD ESF. D 3MM 4C C/C 55HRC	3.0	6	50	3
F MD ESF. D 3MM 4C H4 C/C 55HRC	3.0	6	50	4
F MD ESF. D 3MM 4C H6 C/C 55HRC	3.0	6	50	6
F MD ESF. D 3.5MM 4C H4 C/C 55HRC	3.5	7	50	4
F MD ESF. D 4MM 4C C/C 55HRC	4.0	8	50	4
F MD ESF. D 4MM 4C H6 C/C 55HRC	4.0	8	50	6
F MD ESF. D 4.5MM 4C H6 C/C 55HRC	4.5	9	50	6
F MD ESF. D 5MM 4C H5 C/C 55HRC	5.0	10	50	5
F MD ESF. D 6MM 4C H6 C/C 55HRC	6.0	12	50	6
F MD ESF. D 7MM 4C C/C 55HRC	7.0	14	60	7
F MD ESF. D 8MM 4C C/C 55HRC	8.0	16	60	8
F MD ESF. D 9MM 4C C/C 55HRC	9.0	18	75	9
F MD ESF. D 10MM 4C C/C 55HRC	10.0	20	75	10
F MD ESF. D 12MM 4C C/C 55HRC	12.0	24	75	12
F MD ESF. D 14MM 4C C/C 55HRC	14.0	28	100	14
F MD ESF. D 16MM 4C C/C 55HRC	16.0	30	100	16
F MD ESF. D 18MM 4C C/C 55HRC	18.0	30	100	18
F MD ESF. D 20MM 4C C/C 55HRC	20.0	30	100	20
F MD ESF. D 22MM 4C C/C 55HRC	22.0	30	100	22
F MD ESF. D 25MM 4C C/C 55HRC	25.0	30	100	25

# FRESA DE TOPO ESFÉRICO DE METAL DURO - 55HRC

## 4 CORTES - LONGA

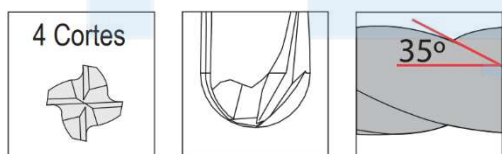
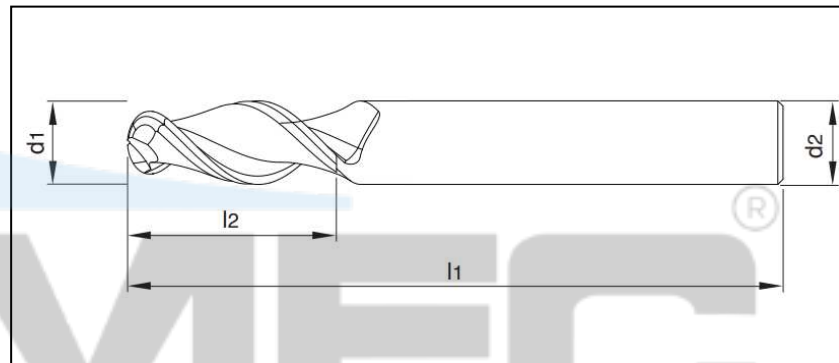
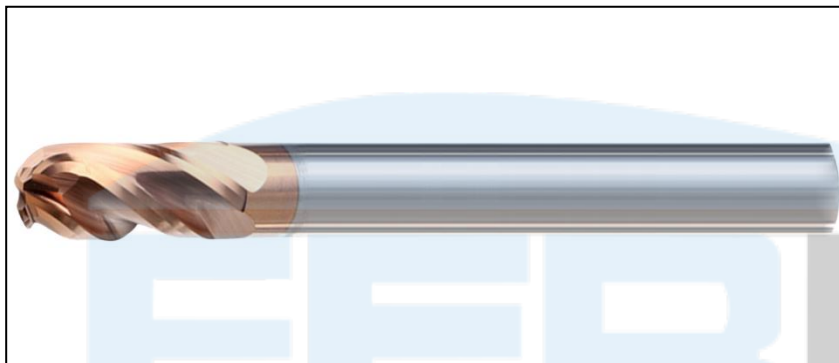


Código	d1	l2	l1	d2
F MD ESF. D 1MM 4C L C/C 55HRC	1.0	2	75	3
F MD ESF. D 1MM 4C L H4 C/C 55HRC	1.0	2	75	4
F MD ESF. D 1MM 4C L H6 C/C 55HRC	1.0	2	75	6
F MD ESF. D 2MM 4C L C/C 55HRC	2.0	4	75	3
F MD ESF. D 2MM 4C L H4 C/C 55HRC	2.0	4	75	4
F MD ESF. D 2MM 4C L H6 C/C 55HRC	2.0	4	75	6
F MD ESF. D 3MM 4C L C/C 55HRC	3.0	6	75	3
F MD ESF. D 3MM 4C L H4 C/C 55HRC	3.0	6	75	4
F MD ESF. D 3MM 4C L H6 C/C 55HRC	3.0	6	75	6
F MD ESF. D 4MM 4C L C/C 55HRC	4.0	8	75	4
F MD ESF. D 4MM 4C L H6 C/C 55HRC	4.0	8	75	6
F MD ESF. D 5MM 4C L C/C 55HRC	5.0	10	75	5
F MD ESF. D 6MM 4C L C/C 55HRC	6.0	12	75	6
F MD ESF. D 8MM 4C L C/C 55HRC	8.0	16	75	8
F MD ESF. D 10MM 4C L C/C 55HRC	10.0	20	100	10
F MD ESF. D 12MM 4C L C/C 55HRC	12.0	24	100	12
F MD ESF. D 14MM 4C L C/C 55HRC	14.0	30	150	14
F MD ESF. D 16MM 4C L C/C 55HRC	16.0	30	150	16
F MD ESF. D 18MM 4C L C/C 55HRC	18.0	30	150	18
F MD ESF. D 20MM 4C L C/C 55HRC	20.0	30	150	20



# FRESA DE TOPO ESFÉRICO DE METAL DURO - 55HRC

## 4 CORTES - XL - EXL

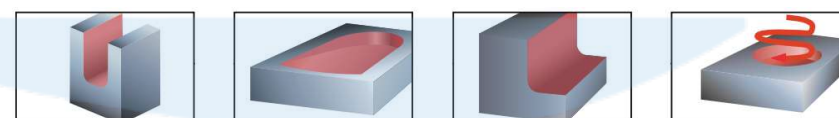
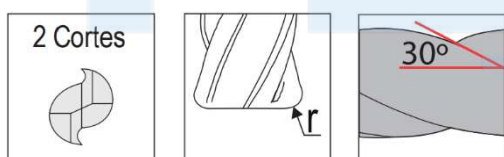
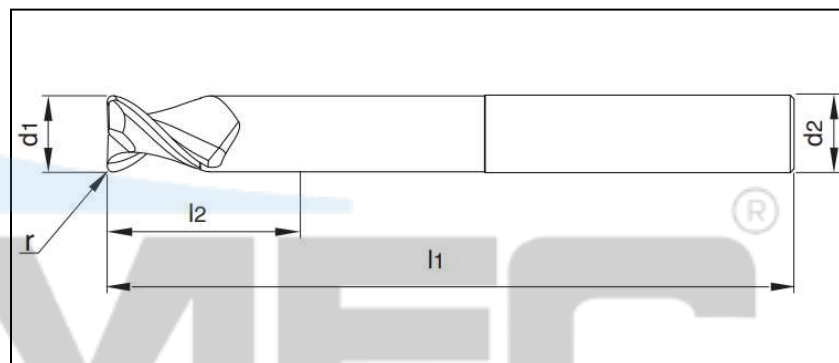


Código	d1	l2	l1	d2
F MD ESF. D 3MM 4C XL C/C 55HRC	3.0	6	100	3
F MD ESF. D 3MM 4C XL H6 C/C 55HRC	3.0	6	100	6
F MD ESF. D 4MM 4C XL C/C 55HRC	4.0	8	100	4
F MD ESF. D 4MM 4C XL H6 C/C 55HRC	4.0	8	100	6
F MD ESF. D 5MM 4C XL C/C 55HRC	5.0	10	100	5
F MD ESF. D 6MM 4C XL C/C 55HRC	6.0	12	100	6
F MD ESF. D 8MM 4C XL C/C 55HRC	8.0	16	100	8
F MD ESF. D 10MM 4C XL C/C 55HRC	10.0	20	150	10
F MD ESF. D 12MM 4C XL C/C 55HRC	12.0	24	150	12

Código	d1	l2	l1	d2
F MD ESF. D 8MM 4C EXL C/C 55HRC	8.0	16	150	8

# FRESA DE TOPO TOROIDAL DE METAL DURO - 45HRC

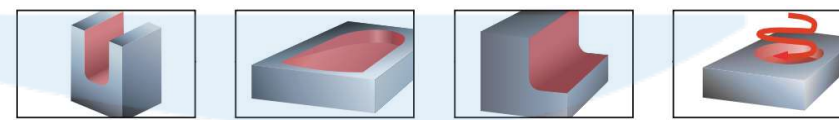
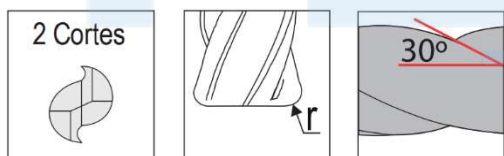
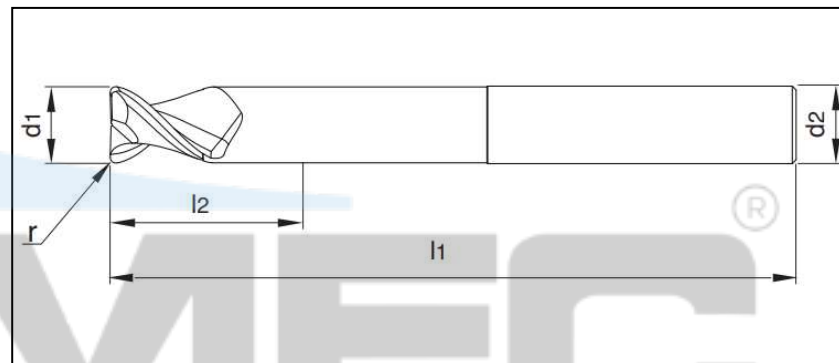
## 2 CORTES - STANDARD



Código	d1	r	l2	l1	d2
F MD D 1MM 2C R0.2 H4 C/C 45HRC	1.0	0.2	2	50	4
F MD D 2MM 2C R0.5 H4 C/C 45HRC	2.0	0.5	4	50	4
F MD D 3MM 2C R0.5 C/C 45HRC	3.0	0.5	6	50	4
F MD D 3MM 2C R0.5 H3 C/C 45HRC	3.0	0.5	6	50	3
F MD D 3MM 2C R1.0 H4 C/C 45HRC	3.0	1.0	6	50	4
F MD D 4MM 2C R0.5 C/C 45HRC	4.0	0.5	8	50	4
F MD D 4MM 2C R1.0 C/C 45HRC	4.0	1.0	8	50	4
F MD D 5MM 2C R0.5 C/C 45HRC	5.0	0.5	10	50	5
F MD D 5MM 2C R0.5 H6 C/C 45HRC	5.0	0.5	10	50	6
F MD D 5MM 2C R1.0 H6 C/C 45HRC	5.0	1.0	10	50	6
F MD D 6MM 2C R0.5 C/C 45HRC	6.0	0.5	12	50	6
F MD D 6MM 2C R1.0 C/C 45HRC	6.0	1.0	12	50	6
F MD D 8MM 2C R0.5 C/C 45HRC	8.0	0.5	16	60	8
F MD D 8MM 2C R1.0 C/C 45HRC	8.0	1.0	16	60	8
F MD D 8MM 2C R1.5 C/C 45HRC	8.0	1.5	16	60	8
F MD D 8MM 2C R2.0 C/C 45HRC	8.0	2.0	16	60	8
F MD D 10MM 2C R0.5 C/C 45HRC	10.0	0.5	20	75	10
F MD D 10MM 2C R1.0 C/C 45HRC	10.0	1.0	20	75	10
F MD D 10MM 2C R1.5 C/C 45HRC	10.0	1.5	20	75	10
F MD D 10MM 2C R2.0 C/C 45HRC	10.0	2.0	20	75	10
F MD D 12MM 2C R0.5 C/C 45HRC	12.0	0.5	24	75	12
F MD D 12MM 2C R1.0 C/C 45HRC	12.0	1.0	24	75	12
F MD D 12MM 2C R1.5 C/C 45HRC	12.0	1.5	24	75	12
F MD D 12MM 2C R2.0 C/C 45HRC	12.0	2.0	24	75	12

# FRESA DE TOPO TOROIDAL DE METAL DURO - 45HRC

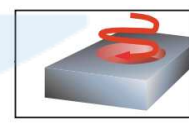
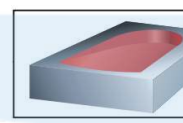
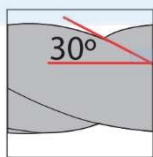
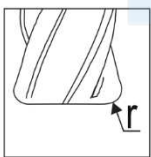
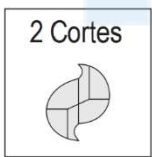
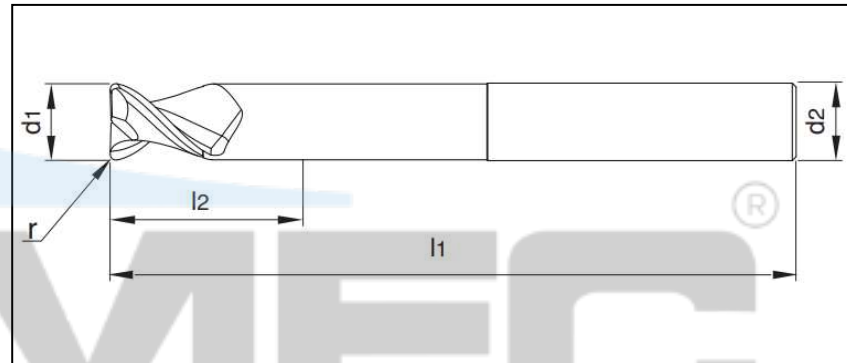
## 2 CORTES - LONGA



Código	d1	r	l2	l1	d2
F MD D 2MM 2C R0.5 L H4 C/C 45HRC	2.0	0.5	4	75	4
F MD D 3MM 2C R0.5 L C/C 45HRC	3.0	0.5	6	75	4
F MD D 3MM 2C R1.0 L H4 C/C 45HRC	3.0	1.0	6	75	4
F MD D 4MM 2C R0.5 L C/C 45HRC	4.0	0.5	8	75	4
F MD D 4MM 2C R1.0 L H4 C/C 45HRC	4.0	1.0	8	75	4
F MD D 5MM 2C R0.5 L H6 C/C 45HRC	5.0	0.5	10	75	6
F MD D 6MM 2C R0.5 L C/C 45HRC	6.0	0.5	12	75	6
F MD D 6MM 2C R1.0 L H6 C/C 45HRC	6.0	1.0	12	75	6
F MD D 8MM 2C R0.5 L C/C 45HRC	8.0	0.5	16	75	8
F MD D 8MM 2C R1.0 L H8 C/C 45HRC	8.0	1.0	16	75	8
F MD D 10MM 2C R0.5 L C/C 45HRC	10.0	0.5	20	100	10
F MD D 10MM 2C R1.0 L C/C 45HRC	10.0	1.0	20	100	10
F MD D 12MM 2C R0.5 L C/C 45HRC	12.0	0.5	24	100	12
F MD D 12MM 2C R1.0 L C/C 45HRC	12.0	1.0	24	100	12

# FRESA DE TOPO TOROIDAL DE METAL DURO - 45HRC

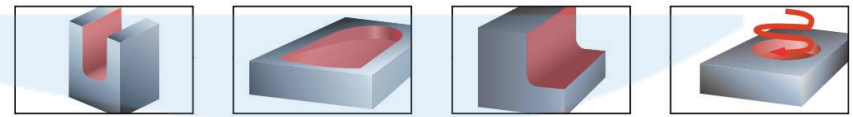
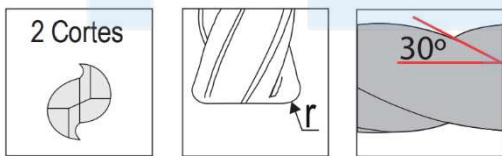
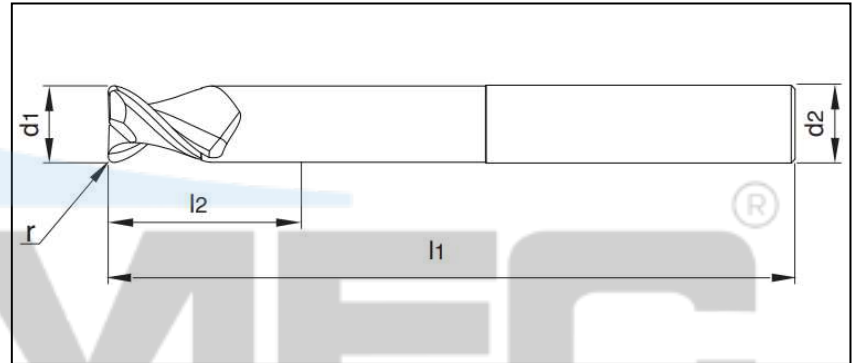

## 2 CORTES - XL



Código	d1	r	l2	l1	d2
F MD D 4MM 2C R0.5 XL C/C 45HRC	4.0	0.5	8	100	4
F MD D 4MM 2C R0.5 XL H6 C/C 45HRC	4.0	0.5	8	100	6
F MD D 4MM 2C R1.0 XL C/C 45HRC	4.0	1.0	8	100	4
F MD D 4MM 2C R1.0 XL H6 C/C 45HRC	4.0	1.0	8	100	6
F MD D 5MM 2C R0.5 XL C/C 45HRC	5.0	0.5	10	100	5
F MD D 5MM 2C R1.0 XL C/C 45HRC	5.0	1.0	10	100	5
F MD D 6MM 2C R0.5 XL C/C 45HRC	6.0	0.5	12	100	6
F MD D 6MM 2C R1.0 XL C/C 45HRC	6.0	1.0	12	100	6
F MD D 8MM 2C R0.5 XL C/C 45HRC	8.0	0.5	16	100	8
F MD D 8MM 2C R1.0 XL C/C 45HRC	8.0	1.0	16	100	8

# FRESA DE TOPO TOROIDAL DE METAL DURO - 55HRC

## 2 CORTES - STANDARD

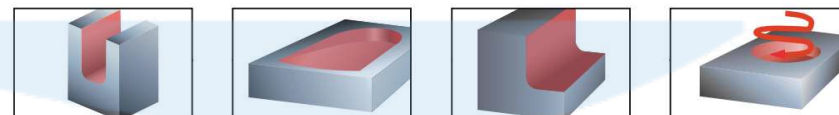
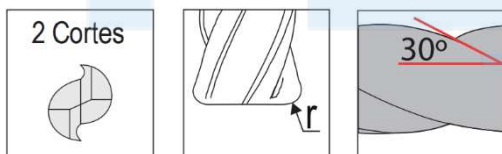
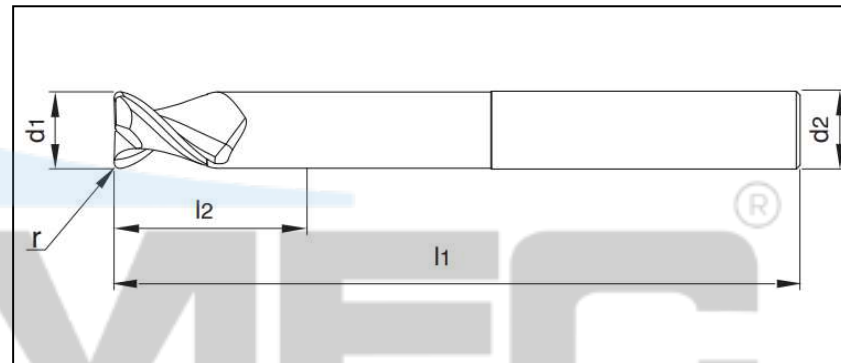



Código	d1	r	l2	l1	d2
F MD D 1MM 2C R0.2 H4 C/C 55HRC	1.0	0.2	2	50	4
F MD D 2MM 2C R0.5 H4 C/C 55HRC	2.0	0.5	4	50	4
F MD D 3MM 2C R0.5 C/C 55HRC	3.0	0.5	6	50	4
F MD D 3MM 2C R0.5 H3 C/C 55HRC	3.0	0.5	6	50	3
F MD D 3MM 2C R1.0 H4 C/C 55HRC	3.0	1.0	6	50	4
F MD D 4MM 2C R0.5 C/C 55HRC	4.0	0.5	8	50	4
F MD D 4MM 2C R1.0 C/C 55HRC	4.0	1.0	8	50	4
F MD D 5MM 2C R0.5 C/C 55HRC	5.0	0.5	10	50	5
F MD D 5MM 2C R0.5 H6 C/C 55HRC	5.0	0.5	10	50	6
F MD D 5MM 2C R1.0 H6 C/C 55HRC	5.0	1.0	10	50	6
F MD D 6MM 2C R0.5 C/C 55HRC	6.0	0.5	12	50	6
F MD D 6MM 2C R1.0 C/C 55HRC	6.0	1.0	12	50	6
F MD D 8MM 2C R0.5 C/C 55HRC	8.0	0.5	16	60	8
F MD D 8MM 2C R1.0 C/C 55HRC	8.0	1.0	16	60	8
F MD D 8MM 2C R1.5 C/C 55HRC	8.0	1.5	16	60	8
F MD D 8MM 2C R2.0 C/C 55HRC	8.0	2.0	16	60	8
F MD D 10MM 2C R0.5 C/C 55HRC	10.0	0.5	20	75	10
F MD D 10MM 2C R1.0 C/C 55HRC	10.0	1.0	20	75	10
F MD D 10MM 2C R1.5 C/C 55HRC	10.0	1.5	20	75	10
F MD D 10MM 2C R2.0 C/C 55HRC	10.0	2.0	20	75	10
F MD D 12MM 2C R0.5 C/C 55HRC	12.0	0.5	24	75	12
F MD D 12MM 2C R1.0 C/C 55HRC	12.0	1.0	24	75	12
F MD D 12MM 2C R1.5 C/C 55HRC	12.0	1.5	24	75	12
F MD D 12MM 2C R2.0 C/C 55HRC	12.0	2.0	24	75	12



# FRESA DE TOPO TOROIDAL DE METAL DURO - 55HRC

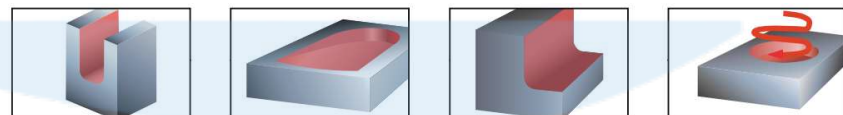
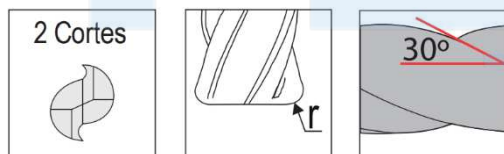
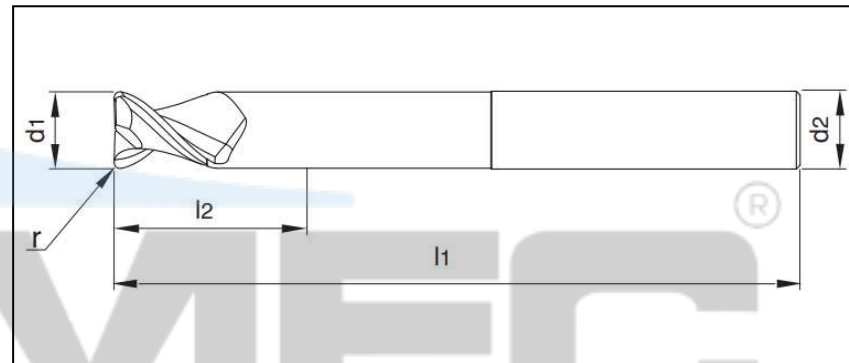

## 2 CORTES - LONGA



Código	d1	r	l2	l1	d2
F MD D 2MM 2C R0.5 L H4 C/C 55HRC	2.0	0.5	4	75	4
F MD D 3MM 2C R0.5 L H4 C/C 55HRC	3.0	0.5	6	75	4
F MD D 3MM 2C R1.0 L H4 C/C 55HRC	3.0	1.0	6	75	4
F MD D 4MM 2C R0.5 L C/C 55HRC	4.0	0.5	8	75	4
F MD D 4MM 2C R1.0 L C/C 55HRC	4.0	1.0	8	75	4
F MD D 5MM 2C R0.5 L H6 C/C 55HRC	5.0	0.5	10	75	6
F MD D 6MM 2C R0.5 L H6 C/C 55HRC	6.0	0.5	12	75	6
F MD D 6MM 2C R1.0 L H6 C/C 55HRC	6.0	1.0	12	75	6
F MD D 8MM 2C R0.5 L C/C 55HRC	8.0	0.5	16	75	8
F MD D 8MM 2C R1.0 L C/C 55HRC	8.0	1.0	16	75	8
F MD D 10MM 2C R0.5 L C/C 55HRC	10.0	0.5	20	100	10
F MD D 10MM 2C R1.0 L C/C 55HRC	10.0	1.0	20	100	10
F MD D 12MM 2C R0.5 L C/C 55HRC	12.0	0.5	24	100	12
F MD D 12MM 2C R1.0 L C/C 55HRC	12.0	1.0	24	100	12

# FRESA DE TOPO TOROIDAL DE METAL DURO - 55HRC

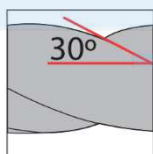
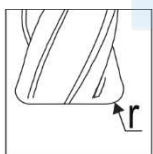
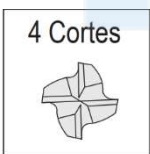
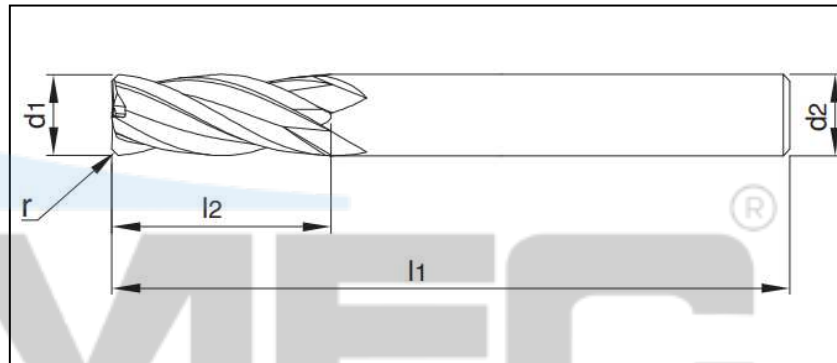

## 2 CORTES - XL



Código	d1	r	l2	l1	d2
F MD D 4MM 2C R0.5 XL C/C 55HRC	4.0	0.5	8	100	4
F MD D 4MM 2C R0.5 XL H6 C/C 55HRC	4.0	0.5	8	100	6
F MD D 4MM 2C R1.0 XL C/C 55HRC	4.0	1.0	8	100	4
F MD D 4MM 2C R1.0 XL H6 C/C 55HRC	4.0	1.0	8	100	6
F MD D 5MM 2C R0.5 XL C/C 55HRC	5.0	0.5	10	100	5
F MD D 5MM 2C R1.0 XL C/C 55HRC	5.0	1.0	10	100	5
F MD D 6MM 2C R0.5 XL C/C 55HRC	6.0	0.5	12	100	6
F MD D 6MM 2C R1.0 XL C/C 55HRC	6.0	1.0	12	100	6
F MD D 8MM 2C R0.5 XL C/C 55HRC	8.0	0.5	16	100	8
F MD D 8MM 2C R1.0 XL C/C 55HRC	8.0	1.0	16	100	8

# FRESA DE TOPO TOROIDAL DE METAL DURO - 45HRC

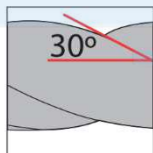
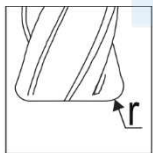
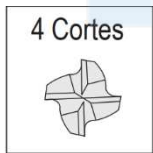
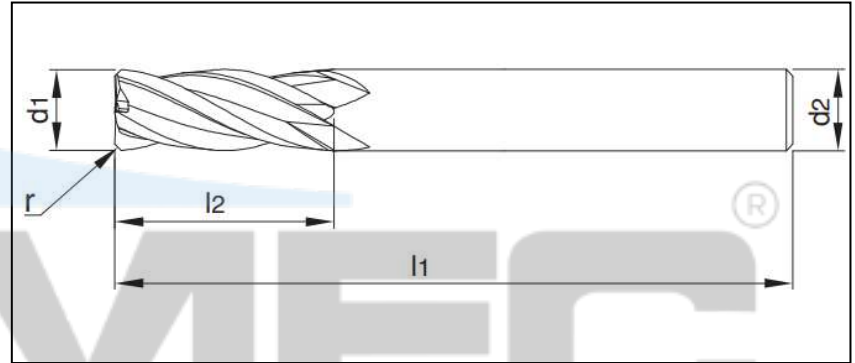

## 4 CORTES - STANDARD



Código	d1	r	l2	l1	d2
F MD D 1MM 4C R0.5 H4 C/C 45HRC	1.0	0.5	2	50	4
F MD D 1MM 4C R1.0 H4 C/C 45HRC	1.5	1.0	3	50	4
F MD D 2MM 4C R1.5 H4 C/C 45HRC	2.0	1.5	4	50	4
F MD D 2MM 4C R2.0 H4 C/C 45HRC	2.0	2.0	4	50	4
F MD D 3MM 4C R0.5 C/C 45HRC	3.0	0.5	6	50	3
F MD D 3MM 4C R1.0 H4 C/C 45HRC	3.0	1.0	6	50	4
F MD D 3MM 4C R0.5 C/C 45HRC	3.0	0.5	6	50	3
F MD D 3MM 4C R1.0 C/C 45HRC	3.0	1.0	6	50	3
F MD D 3MM 4C R0.5 H4 C/C 45HRC	3.0	0.5	6	50	4
F MD D 3MM 4C R1.0 H4 C/C 45HRC	3.0	1.0	6	50	4
F MD D 4MM 4C R0.5 C/C 45HRC	4.0	0.5	8	50	4
F MD D 4MM 4C R1.0 C/C 45HRC	4.0	1.0	8	50	4
F MD D 5MM 4C R0.5 C/C 45HRC	5.0	0.5	10	50	5
F MD D 5MM 4C R1.0 C/C 45HRC	5.0	1.0	10	50	6
F MD D 6MM 4C R0.5 C/C 45HRC	6.0	0.5	12	50	6
F MD D 6MM 4C R1.0 C/C 45HRC	6.0	1.0	12	50	6
F MD D 8MM 4C R0.5 C/C 45HRC	8.0	0.5	16	60	8
F MD D 8MM 4C R1.0 C/C 45HRC	8.0	1.0	16	60	8

# FRESA DE TOPO TOROIDAL DE METAL DURO - 45HRC

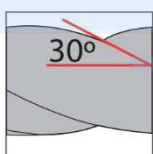
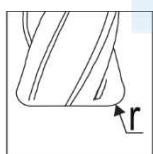
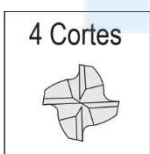
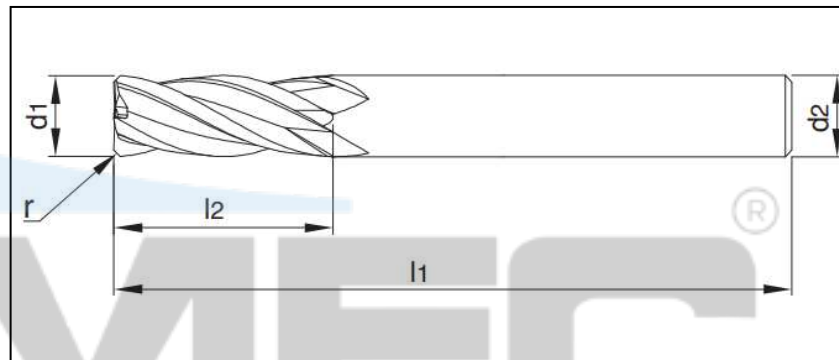

## 4 CORTES - STANDARD



Código	d1	r	l2	l1	d2
F MD D 10MM 4C R0.5 C/C 45HRC	10.0	0.5	20	75	10
F MD D 10MM 4C R1.0 C/C 45HRC	10.0	1.0	20	75	10
F MD D 10MM 4C R1.5 C/C 45HRC	10.0	1.5	20	75	10
F MD D 10MM 4C R2.0 C/C 45HRC	10.0	2.0	20	75	10
F MD D 12MM 4C R0.5 C/C 45HRC	12.0	0.5	24	75	12
F MD D 12MM 4C R1.0 C/C 45HRC	12.0	1.0	24	75	12
F MD D 12MM 4C R1.5 C/C 45HRC	12.0	1.5	24	75	12
F MD D 12MM 4C R2.0 C/C 45HRC	12.0	2.0	24	75	12

# FRESA DE TOPO TOROIDAL DE METAL DURO - 45HRC

## 4 CORTES - LONGA

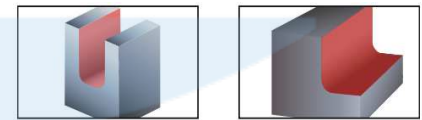
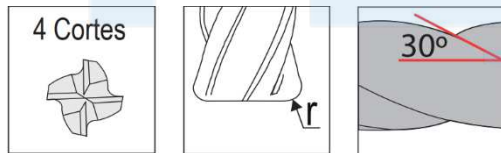
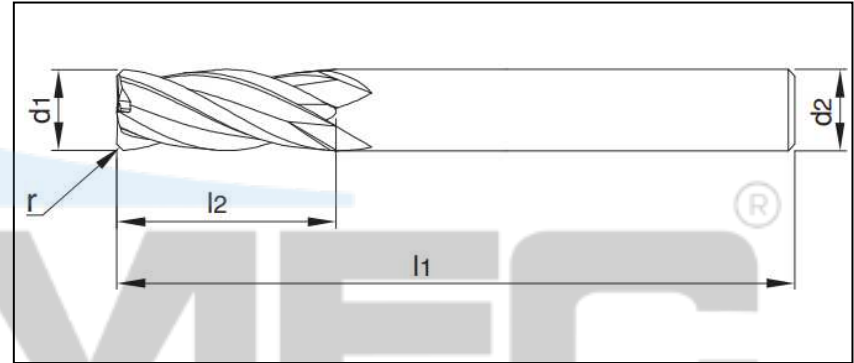



Código	d1	r	l2	l1	d2
F MD D 2MM 4C R0.5 L H4 C/C 45HRC	2.0	0.5	4	75	4
F MD D 3MM 4C R0.5 L C/C 45HRC	3.0	0.5	6	75	3
F MD D 3MM 4C R0.5 L H4 C/C 45HRC	3.0	0.5	6	75	4
F MD D 3MM 4C R1.0 L C/C 45HRC	3.0	1.0	6	75	3
F MD D 3MM 4C R1.0 L H4 C/C 45HRC	3.0	1.0	6	75	4
F MD D 4MM 4C R0.5 L C/C 45HRC	4.0	0.5	8	75	4
F MD D 4MM 4C R1.0 L C/C 45HRC	4.0	1.0	8	75	4
F MD D 5MM 4C R0.5 L C/C 45HRC	5.0	0.5	10	75	5
F MD D 5MM 4C R1.0 L C/C 45HRC	5.0	1.0	10	75	5
F MD D 6MM 4C R0.5 L C/C 45HRC	6.0	0.5	12	75	6
F MD D 6MM 4C R1.0 L C/C 45HRC	6.0	1.0	12	75	6
F MD D 8MM 4C R0.5 L C/C 45HRC	8.0	0.5	16	75	8
F MD D 8MM 4C R1.0 L C/C 45HRC	8.0	1.0	16	75	8
F MD D 10MM 4C R0.5 L C/C 45HRC	10.0	0.5	20	100	10
F MD D 10MM 4C R1.0 L C/C 45HRC	10.0	1.0	20	100	10
F MD D 12MM 4C R0.5 L C/C 45HRC	12.0	0.5	24	100	12
F MD D 12MM 4C R1.0 L C/C 45HRC	12.0	1.0	24	100	12



# FRESA DE TOPO TOROIDAL DE METAL DURO - 45HRC

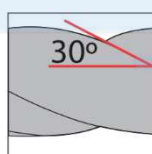
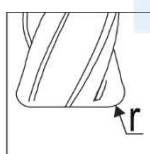
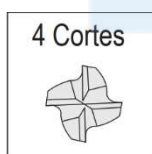
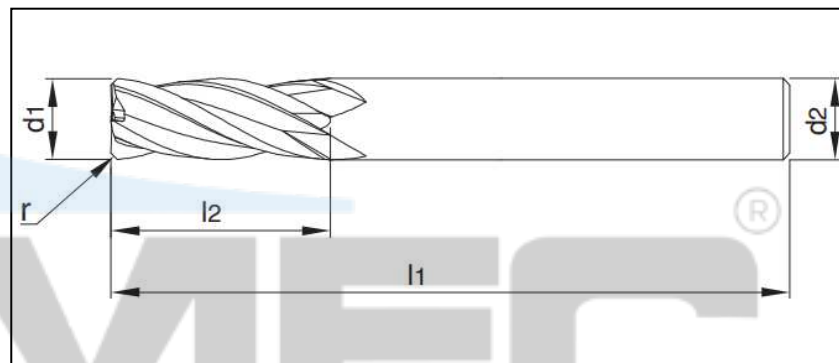

## 4 CORTES - XL



Código	d1	r	l2	l1	d2
F MD D 4MM 4C R0.5 XL C/C 45HRC	4.0	0.5	8	100	4
F MD D 4MM 4C R0.5 XL H6 C/C 45HRC	4.0	0.5	8	100	6
F MD D 4MM 4C R1.0 XL C/C 45HRC	4.0	1.0	8	100	4
F MD D 4MM 4C R1.0 XL H6 C/C 45HRC	4.0	1.0	8	100	6
F MD D 5MM 4C R0.5 XL C/C 45HRC	5.0	0.5	10	100	5
F MD D 5MM 4C R1.0 XL C/C 45HRC	5.0	1.0	10	100	5
F MD D 6MM 4C R0.5 XL C/C 45HRC	6.0	0.5	12	100	6
F MD D 6MM 4C R1.0 XL C/C 45HRC	6.0	1.0	12	100	6
F MD D 8MM 4C R0.5 XL C/C 45HRC	8.0	0.5	16	100	8
F MD D 8MM 4C R1.0 XL C/C 45HRC	8.0	1.0	16	100	8
F MD D 10MM 4C R5.0 XL C/C 45HRC	10.0	0.5	20	150	10
F MD D 12MM 4C R1.0 XL C/C 45HRC	12.0	0.5	24	150	12

# FRESA DE TOPO TOROIDAL DE METAL DURO - 55HRC

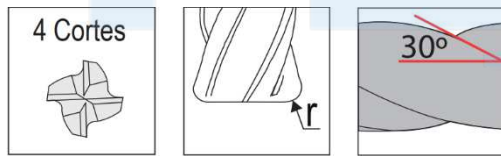
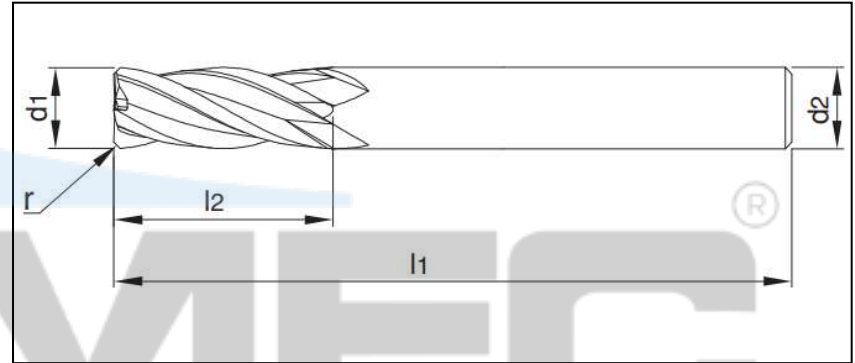

## 4 CORTES - STANDARD



Código	d1	r	l2	l1	d2
F MD D 1MM 4C R0.5 H4 C/C 55HRC	1.0	0.5	2	50	4
F MD D 1MM 4C R1.0 H4 C/C 55HRC	1.5	1.0	3	50	4
F MD D 2MM 4C R1.5 H4 C/C 55HRC	2.0	1.5	4	50	4
F MD D 2MM 4C R2.0 H4 C/C 55HRC	2.0	2.0	4	50	4
F MD D 3MM 4C R0.5 C/C 55HRC	3.0	0.5	6	50	3
F MD D 3MM 4C R1.0 H4 C/C 55HRC	3.0	1.0	6	50	4
F MD D 3MM 4C R0.5 C/C 55HRC	3.0	0.5	6	50	3
F MD D 3MM 4C R1.0 C/C 55HRC	3.0	1.0	6	50	3
F MD D 3MM 4C R0.5 H4 C/C 55HRC	3.0	0.5	6	50	4
F MD D 3MM 4C R1.0 H4 C/C 55HRC	3.0	1.0	6	50	4
F MD D 4MM 4C R0.5 C/C 55HRC	4.0	0.5	8	50	4
F MD D 4MM 4C R1.0 C/C 55HRC	4.0	1.0	8	50	4
F MD D 5MM 4C R0.5 C/C 55HRC	5.0	0.5	10	50	5
F MD D 5MM 4C R1.0 C/C 55HRC	5.0	1.0	10	50	6
F MD D 6MM 4C R0.5 C/C 55HRC	6.0	0.5	12	50	6
F MD D 6MM 4C R1.0 C/C 55HRC	6.0	1.0	12	50	6
F MD D 8MM 4C R0.5 C/C 55HRC	8.0	0.5	16	60	8
F MD D 8MM 4C R1.0 C/C 55HRC	8.0	1.0	16	60	8

# FRESA DE TOPO TOROIDAL DE METAL DURO - 55HRC

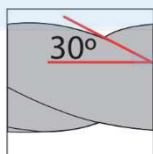
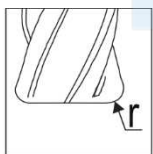

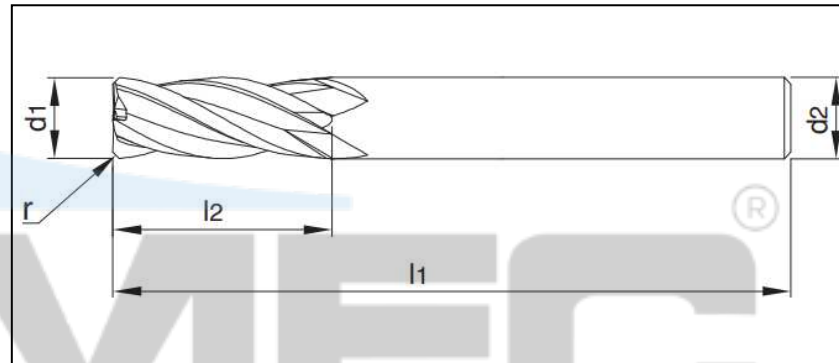

## 4 CORTES - STANDARD



Código	d1	r	l2	l1	d2
F MD D 10MM 4C R0.5 C/C 55HRC	10.0	0.5	20	75	10
F MD D 10MM 4C R1.0 C/C 55HRC	10.0	1.0	20	75	10
F MD D 10MM 4C R1.5 C/C 55HRC	10.0	1.5	20	75	10
F MD D 10MM 4C R2.0 C/C 55HRC	10.0	2.0	20	75	10
F MD D 12MM 4C R0.5 C/C 55HRC	12.0	0.5	24	75	12
F MD D 12MM 4C R1.0 C/C 55HRC	12.0	1.0	24	75	12
F MD D 12MM 4C R1.5 C/C 55HRC	12.0	1.5	24	75	12
F MD D 12MM 4C R2.0 C/C 55HRC	12.0	2.0	24	75	12

# FRESA DE TOPO TOROIDAL DE METAL DURO - 55HRC

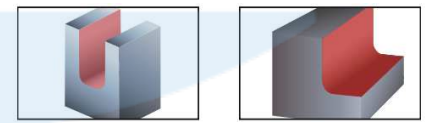
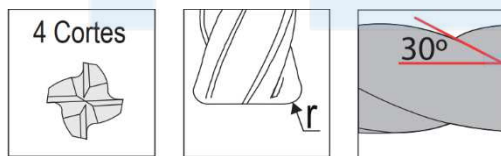
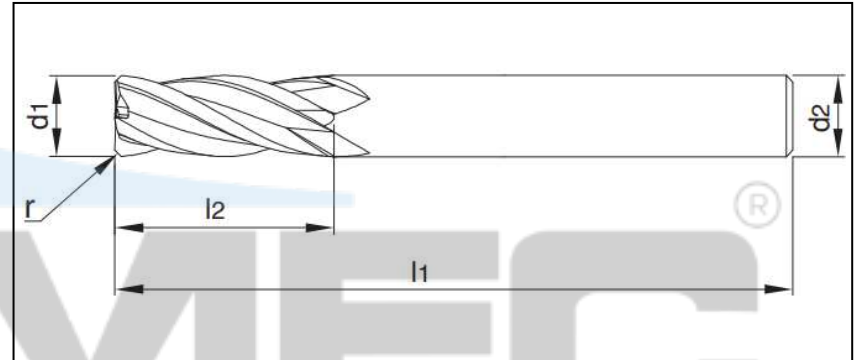

## 4 CORTES - LONGA



Código	d1	r	l2	l1	d2
F MD D 2MM 4C R0.5 L H4 C/C 55HRC	2.0	0.5	4	75	4
F MD D 3MM 4C R0.5 L C/C 55HRC	3.0	0.5	6	75	3
F MD D 3MM 4C R0.5 L H4 C/C 55HRC	3.0	0.5	6	75	4
F MD D 3MM 4C R1.0 L C/C 55HRC	3.0	1.0	6	75	3
F MD D 3MM 4C R1.0 L H4 C/C 55HRC	3.0	1.0	6	75	4
F MD D 4MM 4C R0.5 L C/C 55HRC	4.0	0.5	8	75	4
F MD D 4MM 4C R1.0 L C/C 55HRC	4.0	1.0	8	75	4
F MD D 5MM 4C R0.5 L C/C 55HRC	5.0	0.5	10	75	5
F MD D 5MM 4C R1.0 L C/C 55HRC	5.0	1.0	10	75	5
F MD D 6MM 4C R0.5 L C/C 55HRC	6.0	0.5	12	75	6
F MD D 6MM 4C R1.0 L C/C 55HRC	6.0	1.0	12	75	6
F MD D 8MM 4C R0.5 L C/C 55HRC	8.0	0.5	16	75	8
F MD D 8MM 4C R1.0 L C/C 55HRC	8.0	1.0	16	75	8
F MD D 10MM 4C R0.5 L C/C 55HRC	10.0	0.5	20	100	10
F MD D 10MM 4C R1.0 L C/C 55HRC	10.0	1.0	20	100	10
F MD D 12MM 4C R0.5 L C/C 55HRC	12.0	0.5	24	100	12
F MD D 12MM 4C R1.0 L C/C 55HRC	12.0	1.0	24	100	12

# FRESA DE TOPO TOROIDAL DE METAL DURO - 55HRC

## 4 CORTES - XL

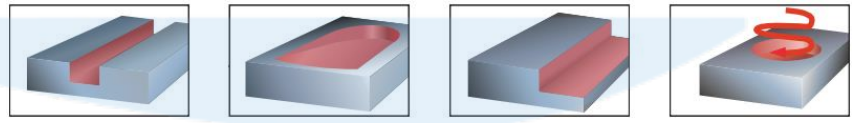
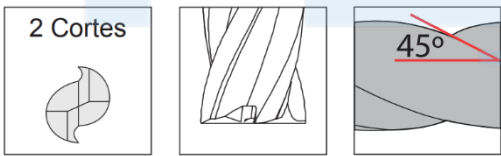
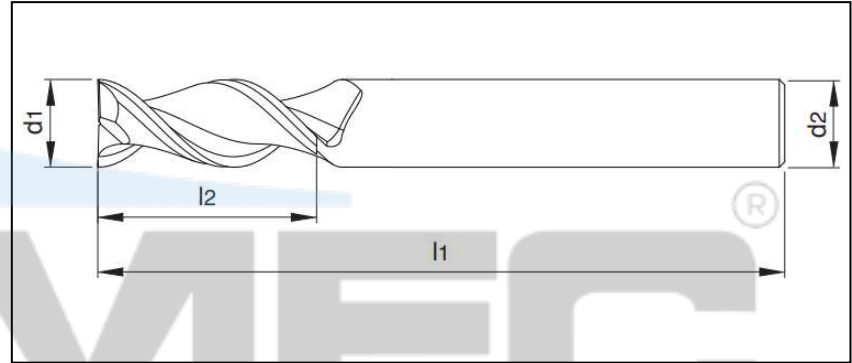



Código	d1	r	l2	l1	d2
F MD D 4MM 4C R0.5 XL C/C 55HRC	4.0	0.5	8	100	4
F MD D 4MM 4C R0.5 XL H6 C/C 55HRC	4.0	0.5	8	100	6
F MD D 4MM 4C R1.0 XL C/C 55HRC	4.0	1.0	8	100	4
F MD D 4MM 4C R1.0 XL H6 C/C 55HRC	4.0	1.0	8	100	6
F MD D 5MM 4C R0.5 XL C/C 55HRC	5.0	0.5	10	100	5
F MD D 5MM 4C R1.0 XL C/C 55HRC	5.0	1.0	10	100	5
F MD D 6MM 4C R0.5 XL C/C 55HRC	6.0	0.5	12	100	6
F MD D 6MM 4C R1.0 XL C/C 55HRC	6.0	1.0	12	100	6
F MD D 8MM 4C R0.5 XL C/C 55HRC	8.0	0.5	16	100	8
F MD D 8MM 4C R1.0 XL C/C 55HRC	8.0	1.0	16	100	8
F MD D 10MM 4C R5.0 XL C/C 55HRC	10.0	0.5	20	150	10
F MD D 12MM 4C R1.0 XL C/C 55HRC	12.0	0.5	24	150	12



# FRESA DE TOPO RETO DE METAL DURO PARA ALUMÍNIO

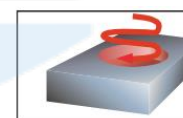
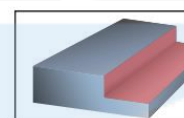

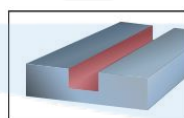
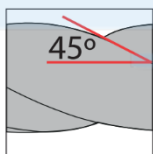
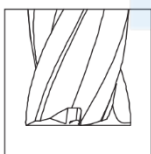
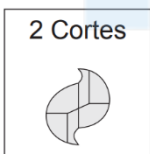
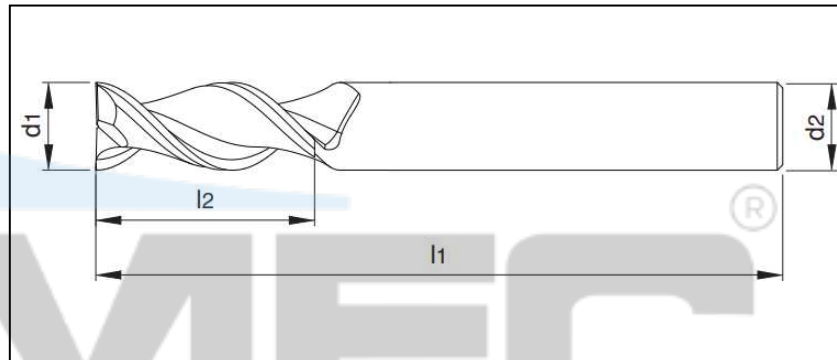

## 2 CORTES



Código	d1	l2	l1	d2
F MD D 1MM 2C ALUM. S/C	1.0	3	50	3
F MD D 1MM 2C ALUM. H6 S/C	1.0	3	50	6
F MD D 1.5MM 2C ALUM. H4 S/C	1.5	4.5	50	4
F MD D 2MM 2C ALUM. S/C	2.0	6	50	3
F MD D 2MM 2C ALUM. H6 S/C	2.0	6	50	6
F MD D 2.5MM 2C ALUM. H4 S/C	2.5	7	50	4
F MD D 3MM 2C ALUM. S/C	3.0	8	50	3
F MD D 3MM 2C ALUM. H4 S/C	3.0	8	50	4
F MD D 3MM 2C ALUM. H6 S/C	3.0	8	50	6
F MD D 4MM 2C ALUM. S/C	4.0	11	50	4
F MD D 4MM 2C ALUM. H6 S/C	4.0	11	50	6
F MD D 5MM 2C ALUM. S/C	5.0	13	50	5
F MD D 6MM 2C ALUM. S/C	6.0	15	50	6
F MD D 7MM 2C ALUM. S/C	7.0	18	60	7
F MD D 8MM 2C ALUM. S/C	8.0	20	60	8
F MD D 9MM 2C ALUM. S/C	9.0	23	75	9
F MD D 10MM 2C ALUM. S/C	10.0	25	75	10
F MD D 12MM 2C ALUM. S/C	12.0	30	75	12

# FRESA DE TOPO RETO DE METAL DURO PARA ALUMÍNIO

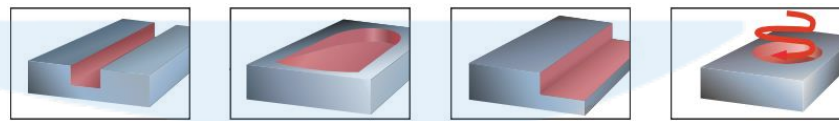
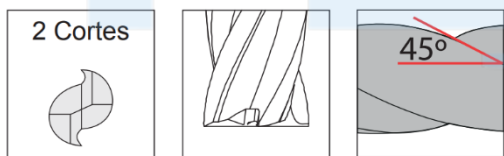
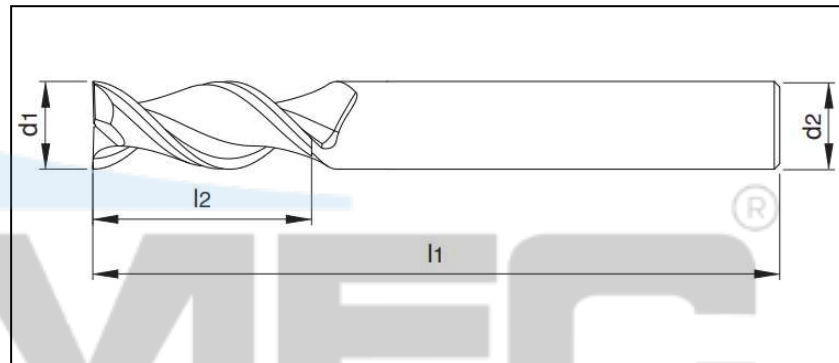


## 2 CORTES - LONGA



Código	d1	l2	l1	d2
F MD D 1MM 2C ALUM. L S/C	1.0	5	75	3
F MD D 1MM 2C ALUM. L H6 S/C	1.0	5	75	6
F MD D 2MM 2C ALUM. L H4 S/C	2.0	9	75	4
F MD D 2MM 2C ALUM. L H6 S/C	2.0	9	75	6
F MD D 3MM 2C ALUM. L S/C	3.0	12	75	3
F MD D 3MM 2C ALUM. L H6 S/C	3.0	12	75	6
F MD D 4MM 2C ALUM. L S/C	4.0	16	75	4
F MD D 4MM 2C ALUM. L H6 S/C	4.0	16	75	6
F MD D 5MM 2C ALUM. L S/C	5.0	20	75	5
F MD D 6MM 2C ALUM. L S/C	6.0	25	75	6
F MD D 8MM 2C ALUM. L S/C	8.0	30	75	8
F MD D 9MM 2C ALUM. L S/C	9.0	23	75	9
F MD D 10MM 2C ALUM. L S/C	10.0	25	75	10
F MD D 12MM 2C ALUM. L S/C	12.0	30	75	12
F MD D 10MM 2C ALUM. L S/C	10.0	40	100	10
F MD D 12MM 2C ALUM. L S/C	12.0	45	100	12
F MD D 16MM 2C ALUM. L S/C	16.0	40	100	16
F MD D 18MM 2C ALUM. L S/C	18.0	40	100	18

# FRESA DE TOPO RETO DE METAL DURO PARA ALUMÍNIO

## 2 CORTES - XL - EXL

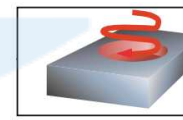

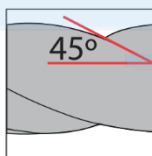
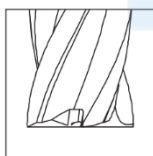
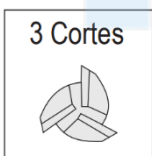
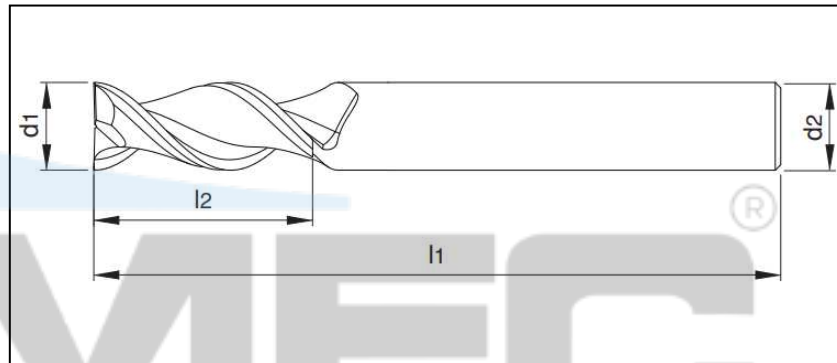


Código	d1	l2	l1	d2
F MD D 3MM 2C ALUM. XL S/C	3.0	15	100	3
F MD D 3MM 2C ALUM. XL H6 S/C	3.0	15	100	6
F MD D 4MM 2C ALUM. XL S/C	4.0	20	100	4
F MD D 4MM 2C ALUM. XL H6 S/C	4.0	20	100	6
F MD D 5MM 2C ALUM. XL S/C	5.0	25	100	5
F MD D 6MM 2C ALUM. XL S/C	6.0	30	100	6
F MD D 8MM 2C ALUM. XL S/C	8.0	35	100	8
F MD D 20MM 2C ALUM. XL S/C	20.0	40	100	20
F MD D 10MM 2C ALUM. XL S/C	10.0	50	150	10
F MD D 12MM 2C ALUM. XL S/C	12.0	50	150	12
F MD D 16MM 2C ALUM. XL S/C	16.0	70	150	16
F MD D 18MM 2C ALUM. XL S/C	18.0	70	150	18
F MD D 20MM 2C ALUM. XL S/C	20.0	80	150	20

Código	d1	l2	l1	d2
F MD D 8MM 2C ALUM. EXL S/C	8.0	40	150	8

# FRESA DE TOPO RETO DE METAL DURO PARA ALUMÍNIO

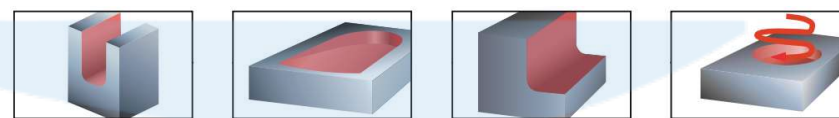
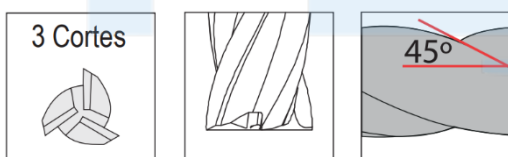
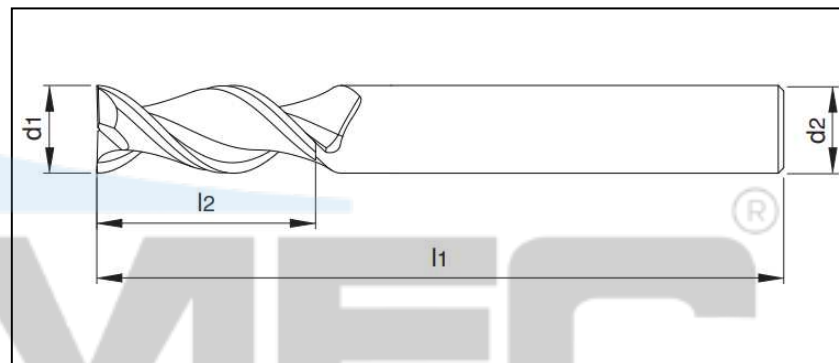

## 3 CORTES - STANDARD



Código	d1	l2	l1	d2
F MD D 1MM 3C ALUM. H4 S/C	1.0	3	50	4
F MD D 1MM 3C ALUM. H6 S/C	1.0	3	50	6
F MD D 1.5MM 3C ALUM. H4 S/C	1.5	4.5	50	4
F MD D 2MM 3C ALUM. H4 S/C	2.0	6	50	4
F MD D 2MM 3C ALUM. H6 S/C	2.0	6	50	6
F MD D 2.5MM 3C ALUM. H4 S/C	2.5	7	50	4
F MD D 3MM 3C ALUM. S/C	3.0	8	50	3
F MD D 3MM 3C ALUM. H4 S/C	3.0	8	50	4
F MD D 3MM 3C ALUM. H6 S/C	3.0	8	50	6
F MD D 4MM 3C ALUM. S/C	4.0	11	50	4
F MD D 4MM 3C ALUM. H6 S/C	4.0	11	50	6
F MD D 5MM 3C ALUM. S/C	5.0	13	50	5
F MD D 6MM 3C ALUM. S/C	6.0	15	50	6
F MD D 7MM 3C ALUM. S/C	7.0	18	60	8
F MD D 8MM 3C ALUM. S/C	8.0	20	60	8

# FRESA DE TOPO RETO DE METAL DURO PARA ALUMÍNIO

## 3 CORTES - LONGA

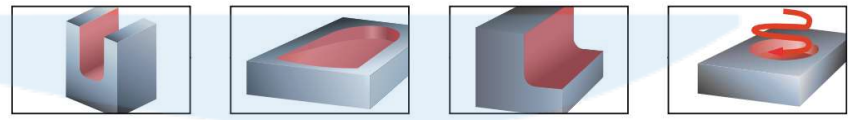
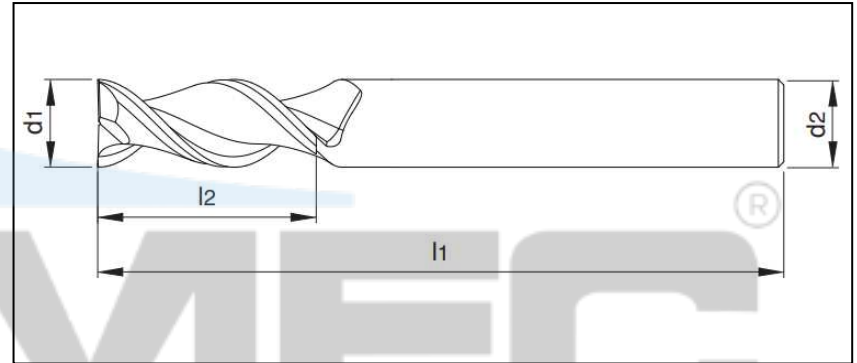



Código	d1	l2	l1	d2
F MD D 1MM 3C ALUM. L H4 S/C	1.0	5	75	4
F MD D 1MM 3C ALUM. L H6 S/C	1.0	5	75	6
F MD D 2MM 3C ALUM. L H4 S/C	2.0	9	75	4
F MD D 2MM 3C ALUM. L H6 S/C	2.0	9	75	6
F MD D 3MM 3C ALUM. L S/C	3.0	12	75	3
F MD D 3MM 3C ALUM. L H6 S/C	3.0	12	75	6
F MD D 4MM 3C ALUM. L S/C	4.0	16	75	4
F MD D 4MM 3C ALUM. L H6 S/C	4.0	16	75	6
F MD D 5MM 3C ALUM. L S/C	5.0	20	75	5
F MD D 6MM 3C ALUM. L S/C	6.0	25	75	6
F MD D 8MM 3C ALUM. L S/C	8.0	30	75	8
F MD D 16MM 3C ALUM. L S/C	16.0	70	150	16
F MD D 18MM 3C ALUM. L S/C	18.0	70	150	18
F MD D 20MM 3C ALUM. L S/C	20.0	80	150	20



# FRESA DE TOPO RETO DE METAL DURO PARA ALUMÍNIO

## 3 CORTES - XL - EXL

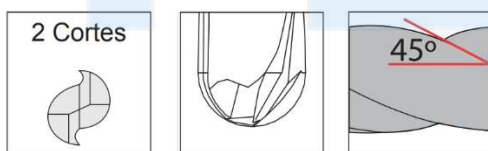
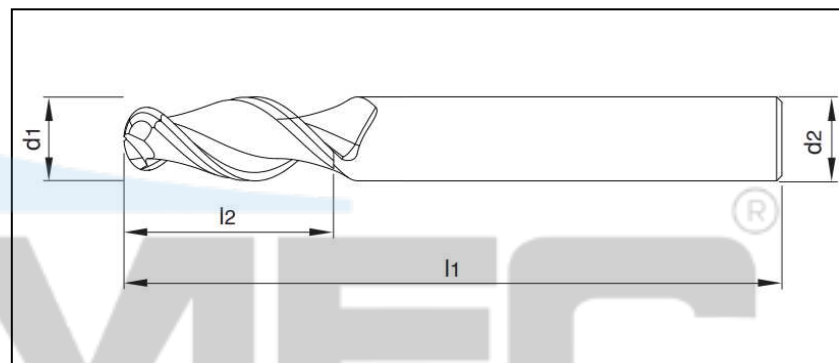



Código	d1	l2	l1	d2
F MD D 3MM 3C ALUM. XL S/C	3.0	15	100	3
F MD D 3MM 3C ALUM. XL H6 S/C	3.0	15	100	6
F MD D 4MM 3C ALUM. XL S/C	4.0	20	100	4
F MD D 4MM 3C ALUM. XL H6 S/C	4.0	20	100	6
F MD D 5MM 3C ALUM. XL S/C	5.0	25	100	5
F MD D 6MM 3C ALUM. XL S/C	6.0	30	100	6
F MD D 8MM 3C ALUM. XL S/C	8.0	35	100	8
F MD D 10MM 3C ALUM. XL S/C	10.0	40	100	10
F MD D 12MM 3C ALUM. XL S/C	12.0	45	100	12
F MD D 16MM 3C ALUM. XL S/C	16.0	40	100	16
F MD D 18MM 3C ALUM. XL S/C	18.0	40	100	18
F MD D 20MM 3C ALUM. XL S/C	20.0	40	100	20
F MD D 10MM 3C ALUM. XL S/C	10.0	50	150	10
F MD D 12MM 3C ALUM. XL S/C	12.0	50	150	12

Código	d1	l2	l1	d2
F MD D 8MM 3C ALUM. EXL S/C	8.0	40	150	8

# FRESA DE TOPO ESFÉRICO DE METAL DURO PARA ALUMÍNIO

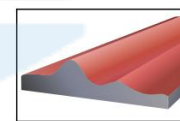
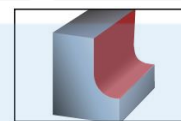
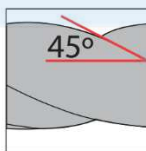
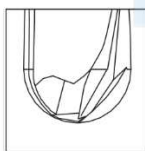
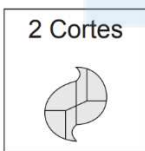
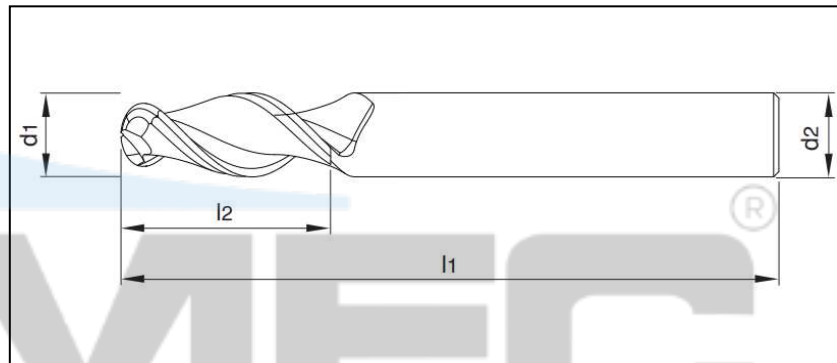

## 2 CORTES



Código	d1	l2	l1	d2
F MD ESF. D 1MM 2C ALUM. H4 S/C	1.0	2	50	4
F MD ESF. D 1MM 2C ALUM. H6 S/C	1.0	2	50	6
F MD ESF. D 1.5MM 2C ALUM. H4 S/C	1.5	2	50	4
F MD ESF. D 2MM 2C ALUM. H4 S/C	2.0	3	50	4
F MD ESF. D 2MM 2C ALUM. H6 S/C	2.0	4	50	6
F MD ESF. D 2.5MM 2C ALUM. H4 S/C	2.5	4	50	4
F MD ESF. D 3MM 2C ALUM. S/C	3.0	5	50	3
F MD ESF. D 3MM 2C ALUM. H4 S/C	3.0	6	50	4
F MD ESF. D 3MM 2C ALUM. H6 S/C	3.0	6	50	6
F MD ESF. D 3.5MM 2C ALUM. H4 S/C	3.5	6	50	4
F MD ESF. D 4MM 2C ALUM. S/C	4.0	7	50	4
F MD ESF. D 4MM 2C ALUM. S/C	4.0	8	50	6
F MD ESF. D 5MM 2C ALUM. S/C	5.0	10	50	5
F MD ESF. D 6MM 2C ALUM. S/C	6.0	12	50	6
F MD ESF. D 8MM 2C ALUM. S/C	8.0	16	50	8
F MD ESF. D 10MM 2C ALUM. S/C	10.0	20	75	10
F MD ESF. D 12MM 2C ALUM. S/C	12.0	24	75	12

# FRESA DE TOPO ESFÉRICO DE METAL DURO PARA ALUMÍNIO

## 2 CORTES - LONGA



Código	d1	l2	l1	d2
F MD ESF. D 1MM 2C ALUM. H4 S/C	1.0	2	75	4
F MD ESF. D 1MM 2C ALUM. H6 S/C	1.0	2	75	6
F MD ESF. D 1.5MM 2C ALUM. H4 S/C	1.0	3	75	4
F MD ESF. D 2MM 2C ALUM. H4 S/C	2.0	4	75	4
F MD ESF. D 2MM 2C ALUM. H6 S/C	2.0	4	75	6
F MD ESF. D 2.5MM 2C ALUM. H4 S/C	2.0	5	75	4
F MD ESF. D 3MM 2C ALUM. S/C	3.0	6	75	3
F MD ESF. D 3MM 2C ALUM. H4 S/C	3.0	6	75	4
F MD ESF. D 3MM 2C ALUM. H6 S/C	3.0	6	75	6
F MD ESF. D 3.5MM 2C ALUM. H4 S/C	3.5	7	75	4
F MD ESF. D 4MM 2C ALUM. S/C	4.0	8	75	4
F MD ESF. D 4MM 2C ALUM. H6 S/C	4.0	8	75	6
F MD ESF. D 5MM 2C ALUM. S/C	5.0	10	75	5
F MD ESF. D 6MM 2C ALUM. S/C	6.0	12	75	5
F MD ESF. D 8MM 2C ALUM. S/C	8.0	16	75	8
F MD ESF. D 10MM 2C ALUM. L S/C	10.0	20	100	10
F MD ESF. D 12MM 2C ALUM. L S/C	12.0	24	100	12
F MD ESF. D 16MM 2C ALUM. S/C	16.0	30	100	16
F MD ESF. D 20MM 2C ALUM. S/C	20.0	30	100	20

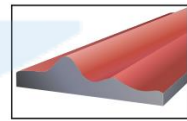
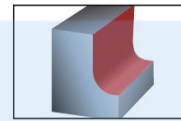
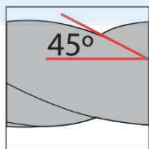
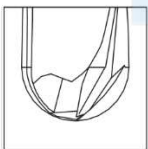
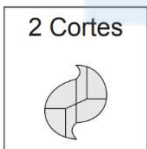
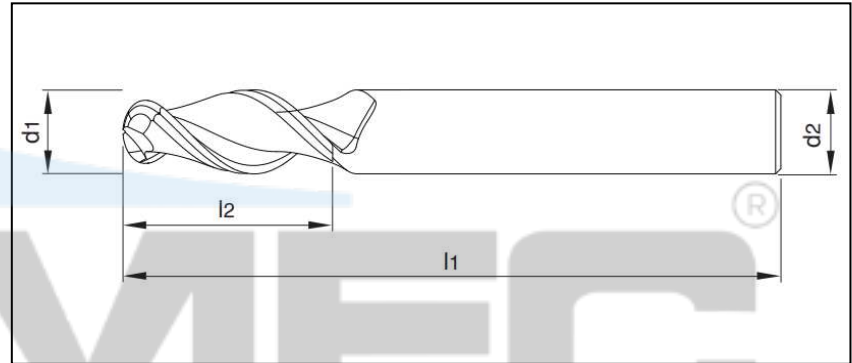

# FRESA DE TOPO ESFÉRICO DE METAL DURO PARA ALUMÍNIO

## 2 CORTES - XL

HRC  
>55

45°

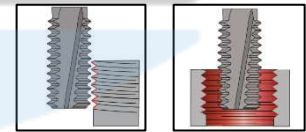
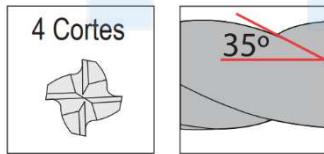
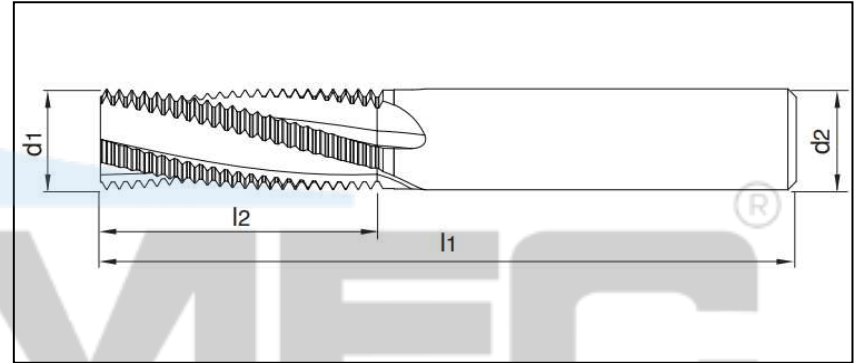

POLIDA



Código	d1	l2	l1	d2
F MD ESF. D 6MM 2C ALUM. XL S/C	6.0	12	100	6
F MD ESF. D 8MM 2C ALUM. XL S/C	8.0	16	100	8

# FRESA DE TOPO DE METAL DURO PARA DESBASTE - 45HRC

## 4 CORTES - STANDARD

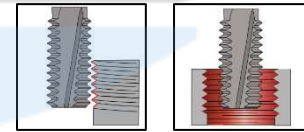
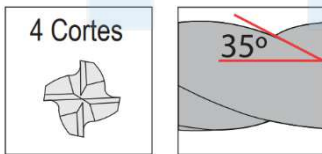
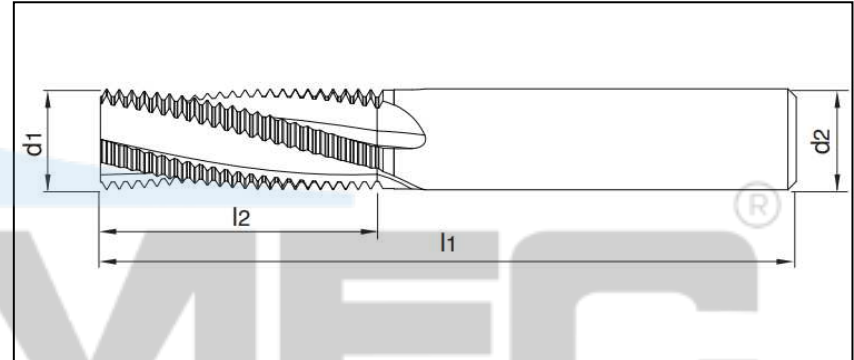


Código - STANDARD	d1	l2	l1	d2
F MD D 6MM 4C DESB. C/C 45HRC	6.0	15	50	6
F MD D 8MM 4C DESB. C/C 45HRC	8.0	20	60	8
F MD D 10MM 4C DESB. C/C 45HRC	10.0	30	75	10
F MD D 12MM 4C DESB. C/C 45HRC	12.0	30	75	12



# FRESA DE TOPO DE METAL DURO PARA DESBASTE - 45HRC

## 4 CORTES - LONGA - XL

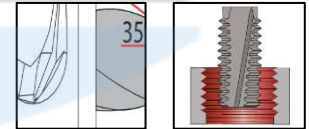
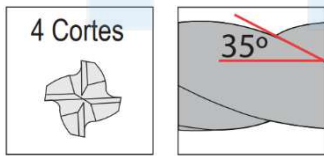
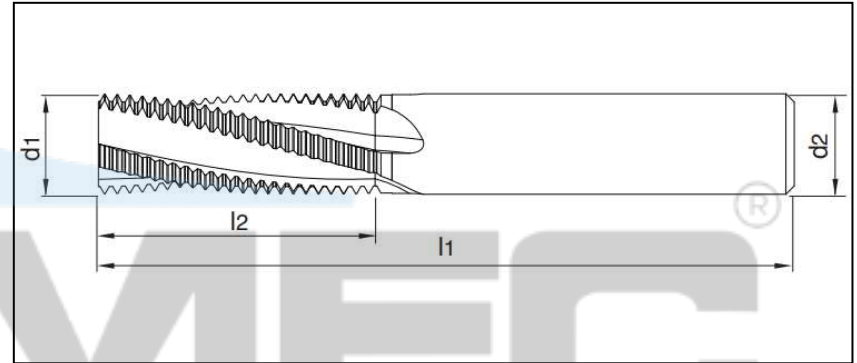
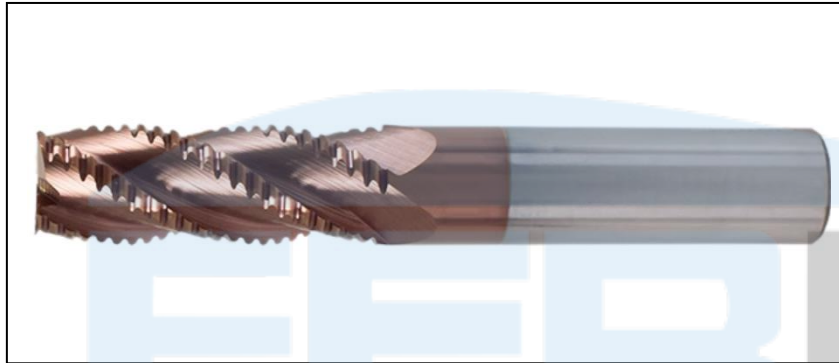


Código - LONGA	d1	l2	l1	d2
F MD D 10MM 4C L DESB. C/C 45HRC	10.0	30	100	10
F MD D 12MM 4C L DESB. C/C 45HRC	12.0	30	100	12
F MD D 16MM 4C L DESB. C/C 45HRC	16.0	40	100	16
F MD D 20MM 4C L DESB. C/C 45HRC	20.0	40	100	20

Código - XLONGA	d1	l2	l1	d2
F MD D 6MM 4C XL DESB. C/C 45HRC	6.0	15	100	6
F MD D 8MM 4C XL DESB. C/C 45HRC	8.0	20	100	8

# FRESA DE TOPO DE METAL DURO PARA DESBASTE - 55HRC

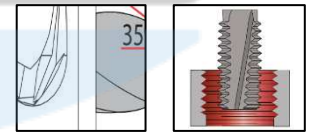
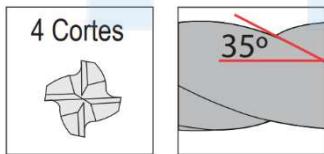
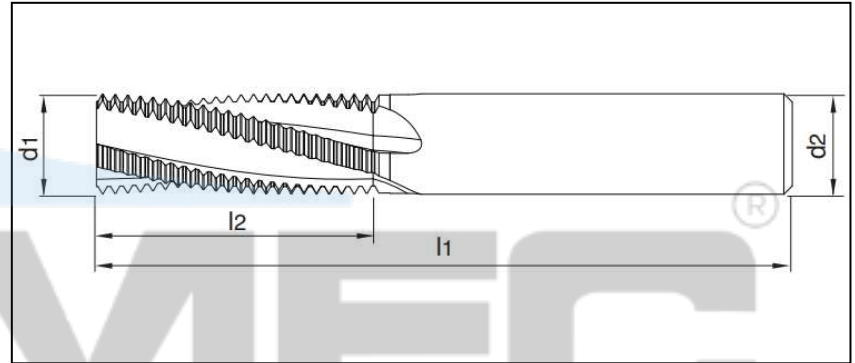
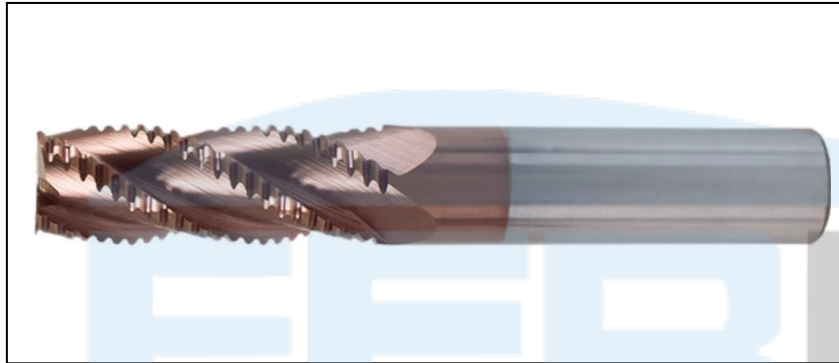
## 4 CORTES - STANDARD



Código - STANDARD	d1	l2	l1	d2
F MD D 6MM 4C DESB. C/C 55HRC	6.0	15	50	6
F MD D 8MM 4C DESB. C/C 55HRC	8.0	20	60	8
F MD D 10MM 4C DESB. C/C 55HRC	10.0	30	75	10
F MD D 12MM 4C DESB. C/C 55HRC	12.0	30	75	12

# FRESA DE TOPO DE METAL DURO PARA DESBASTE - 55HRC

## 4 CORTES - LONGA - XL

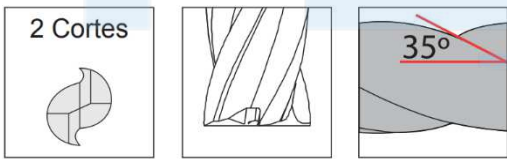
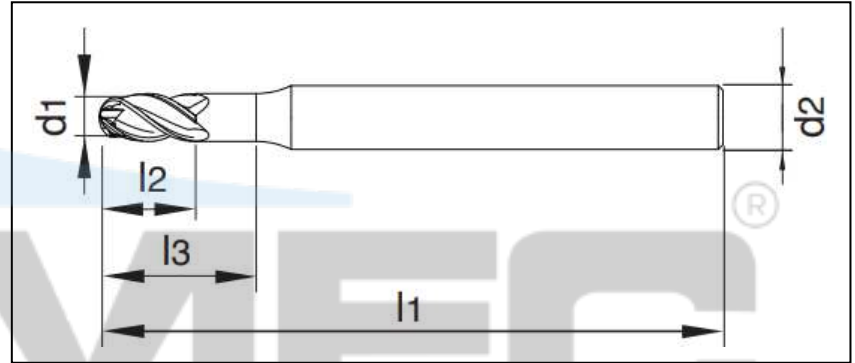


Código - LONGA	d1	l2	l1	d2
F MD D 10MM 4C L DESB. C/C 55HRC	10.0	30	100	10
F MD D 12MM 4C L DESB. C/C 55HRC	12.0	30	100	12
F MD D 16MM 4C L DESB. C/C 55HRC	16.0	40	100	16
F MD D 20MM 4C L DESB. C/C 55HRC	20.0	40	100	20

Código - XLONGA	d1	l2	l1	d2
F MD D 6MM 4C XL DESB. C/C 55HRC	6.0	15	100	6
F MD D 8MM 4C XL DESB. C/C 55HRC	8.0	20	100	8

# FRESA DE TOPO ESFÉRICO DE METAL DURO - 63HRC

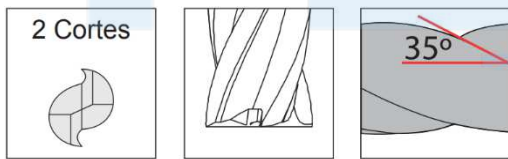
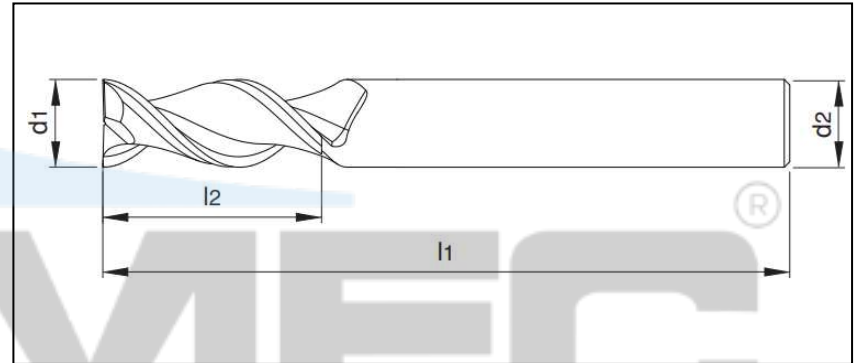
## 2 CORTES - STANDARD



Código	d1	l2	l1	d2
F MD ESF. D 1MM 2C H4 C/C 63HRC	1.0	1.5	50	4
F MD ESF. D 1MM 2C H6 C/C 63HRC	1.0	1.5	50	6
F MD ESF. D 1.5MM 2C H4 C/C 63HRC	1.5	2.2	50	4
F MD ESF. D 2MM 2C H4 C/C 63HRC	2.0	3	50	4
F MD ESF. D 2MM 2C H6 C/C 63HRC	2.0	3	50	6
F MD ESF. D 2.5MM 2C H4 C/C 63HRC	2.5	3.5	50	4
F MD ESF. D 3MM 2C C/C 63HRC	3.0	4	50	3
F MD ESF. D 3MM 2C H4 C/C 63HRC	3.0	4	50	4
F MD ESF. D 3MM 2C H6 C/C 63HRC	3.0	4	50	6
F MD ESF. D 4MM 2C C/C 63HRC	4.0	5	50	4
F MD ESF. D 4MM 2C H6 C/C 63HRC	4.0	5	50	6
F MD ESF. D 5MM 2C C/C 63HRC	5.0	6	50	5
F MD ESF. D 6MM 2C C/C 63HRC	6.0	7	50	6
F MD ESF. D 8MM 2C C/C 63HRC	8.0	9	60	8
F MD ESF. D 10MM 2C C/C 63HRC	10.0	11	75	10
F MD ESF. D 12MM 2C C/C 63HRC	12.0	14	75	12

# FRESA DE TOPO ESFÉRICO DE METAL DURO - 63HRC

## 2 CORTES - LONGA - XL



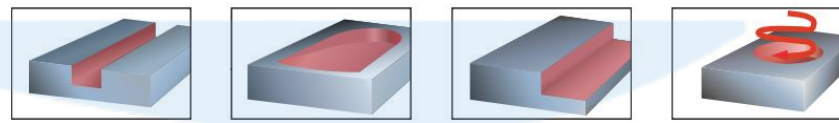
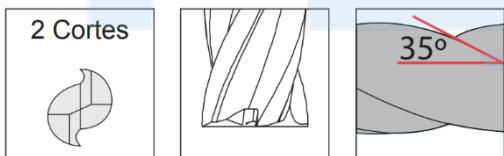
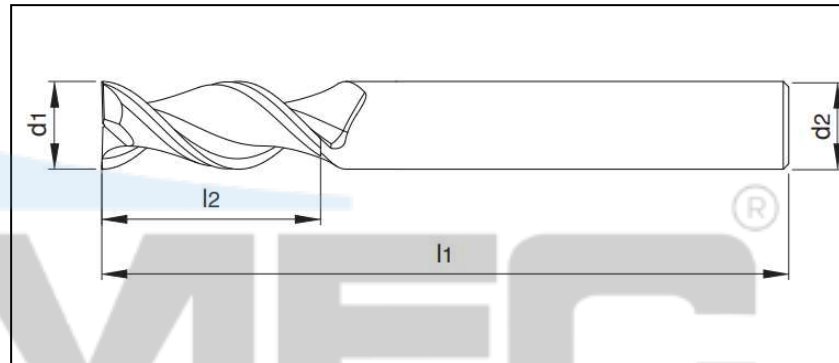

Código	d1	l2	l1	d2
F MD ESF. D 1MM 2C L H4 C/C 63HRC	1.0	1	75	4
F MD ESF. D 1.5MM 2C L H4 C/C 63HRC	1.5	1.5	75	4
F MD ESF. D 2MM 2C L H4 C/C 63HRC	2.0	2	75	4
F MD ESF. D 2.5MM 2C L H4 C/C 63HRC	2.5	2.5	75	4
F MD ESF. D 3MM 2C L C/C 63HRC	3.0	3	75	3
F MD ESF. D 3MM 2C L H4 C/C 63HRC	3.0	3	75	4
F MD ESF. D 10MM 2C L C/C 63HRC	10.0	20	100	10
F MD ESF. D 12MM 2C L C/C 63HRC	12.0	24	100	12

Código	d1	l2	l1	d2
F MD ESF. D 4MM 2C XL C/C 63HRC	4.0	8	100	4
F MD ESF. D 5MM 2C XL C/C 63HRC	5.0	10	100	5
F MD ESF. D 6MM 2C XL C/C 63HRC	6.0	12	100	6
F MD ESF. D 8MM 2C XL C/C 63HRC	8.0	16	100	8



# FRESA DE TOPO RETO DE METAL DURO - 63HRC

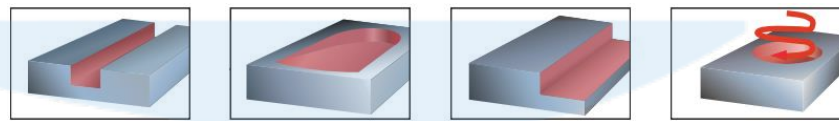
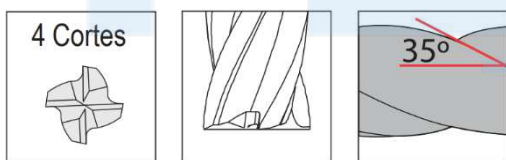
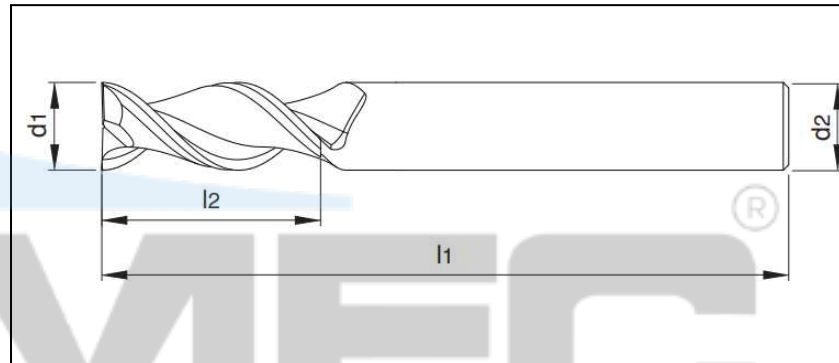

## 2 CORTES - STANDARD



Código	d1	l2	l1	d2
F MD D 1MM 2C H4 C/C 63HRC	1.0	1.5	50	4
F MD D 1.5MM 2C H4 C/C 63HRC	1.5	2.2	50	4
F MD D 2MM 2C H4 C/C 63HRC	2.0	3	50	4
F MD D 2.5MM 2C H4 C/C 63HRC	2.5	3.5	50	4
F MD D 3MM 2C H4 C/C 63HRC	3.0	4	50	4
F MD D 3MM 2C C/C 63HRC	3.0	4	50	3
F MD D 3.5MM 2C H4 C/C 63HRC	3.5	4.5	50	4
F MD D 4MM 2C C/C 63HRC	4.0	5	50	4
F MD D 4MM 2C H6 C/C 63HRC	4.5	5.5	50	6
F MD D 5MM 2C C/C 63HRC	5.0	6	50	5
F MD D 5.5MM 2C H6 C/C 63HRC	5.5	6.5	50	6
F MD D 6MM 2C C/C 63HRC	6.0	7	50	6
F MD D 7MM 2C C/C 63HRC	7.0	8	60	7
F MD D 8MM 2C C/C 63HRC	8.0	9	60	8
F MD D 9MM 2C C/C 63HRC	9.0	10	75	9
F MD D 10MM 2C H10 C/C 63HRC	10.0	11	75	10
F MD D 11MM 2C H12 C/C 63HRC	11.0	12	75	12
F MD D 12MM 2C C/C 63HRC	12.0	13	75	12

# FRESA DE TOPO RETO DE METAL DURO - 63HRC

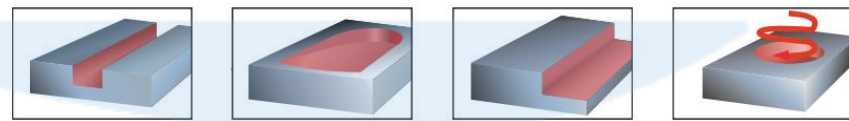
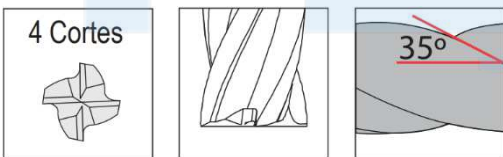
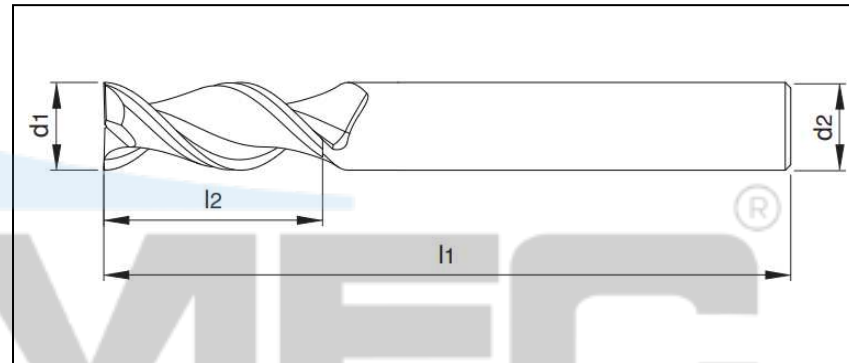

## 4 CORTES - STANDARD



Código	d1	l2	l1	d2
F MD D 1MM 4C H4 C/C 63HRC	1.0	1.5	50	4
F MD D 1MM 4C H6 C/C 63HRC	1.0	1.5	50	6
F MD D 1.5MM 4C H4 C/C 63HRC	1,5	2.2	50	4
F MD D 2MM 4C H4 C/C 63HRC	2.0	3	50	4
F MD D 2MM 4C H6 C/C 63HRC	2.0	3	50	6
F MD D 2.5MM 4C H4 C/C 63HRC	2.5	3.5	50	4
F MD D 3MM 4C C/C 63HRC	3.0	4	50	3
F MD D 3MM 4C H4 C/C 63HRC	3.0	4	50	4
F MD D 3MM 4C H6 C/C 63HRC	3.0	4	50	6
F MD D 4MM 4C C/C 63HRC	4.0	5	50	4
F MD D 4MM 4C H6 C/C 63HRC	4.0	5	50	6
F MD D 5MM 4C C/C 63HRC	5.0	6	50	5
F MD D 6MM 4C C/C 63HRC	6.0	7	50	6
F MD D 8MM 4C C/C 63HRC	8.0	9	60	8
F MD D 10MM 4C C/C 63HRC	10.0	11	75	10
F MD D 12MM 4C C/C 63HRC	12.0	13	75	12

# FRESA DE TOPO RETO DE METAL DURO - 63HRC


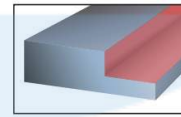

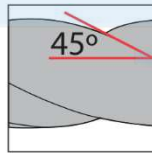
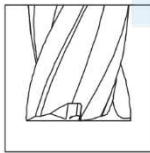

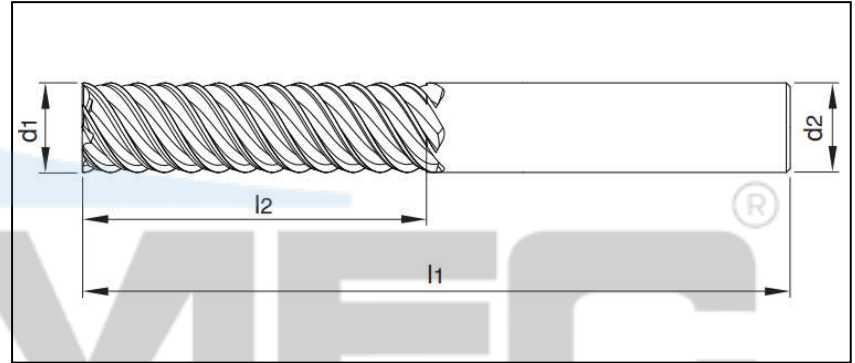

## 4 CORTES - LONGA



Código	d1	l2	l1	d2
F MD D 13MM 4C L C/C 63HRC	13.0	33	100	13
F MD D 14MM 4C L C/C 63HRC	14.0	35	100	14
F MD D 15MM 4C L C/C 63HRC	15.0	38	100	15
F MD D 16MM 4C L C/C 63HRC	16.0	40	100	16
F MD D 17MM 4C L C/C 63HRC	17.0	40	100	17
F MD D 18MM 4C L C/C 63HRC	18.0	40	100	18
F MD D 19MM 4C L C/C 63HRC	19.0	40	100	19
F MD D 20MM 4C L C/C 63HRC	20.0	40	100	20

# FRESA DE TOPO RETO DE METAL DURO - 68HRC


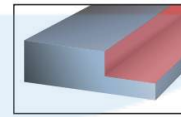

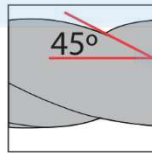
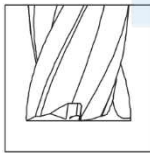

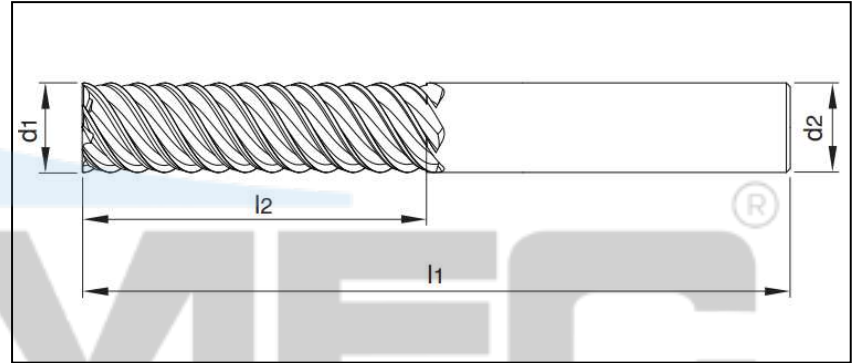

## 6 CORTES - STANDARD



Código	d1	l2	l1	d2
FMD D 3MM 6C H6 C/C 68HRC	3.0	8	50	6
FMD D 4MM 6C H6 C/C 68HRC	4.0	11	50	6
FMD D 5MM 6C H6 C/C 68HRC	5.0	13	50	6
FMD D 6MM 6C C/C 68HRC	6.0	16	50	6
FMD D 8MM 6C C/C 68HRC	8.0	20	60	8
FMD D 10MM 6C C/C 68HRC	10.0	25	75	10
FMD D 12MM 6C C/C 68HRC	12.0	30	75	12

# FRESA DE TOPO RETO DE METAL DURO - 68HRC

## 6 CORTES - LONGA

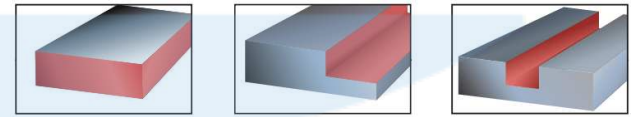
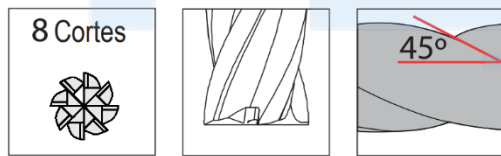
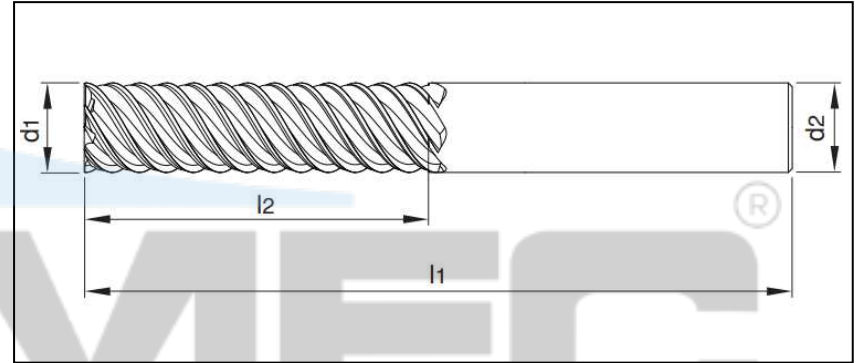



Código	d1	l2	l1	d2
FMD D 3MM 6C L H6 C/C 68HRC	3.0	8	50	6
FMD D 4MM 6C L H6 C/C 68HRC	4.0	11	50	6
FMD D 5MM 6C L H6 C/C 68HRC	5.0	13	50	6



# FRESA DE TOPO RETO DE METAL DURO - 68HRC

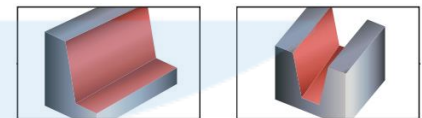
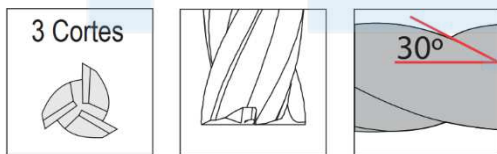
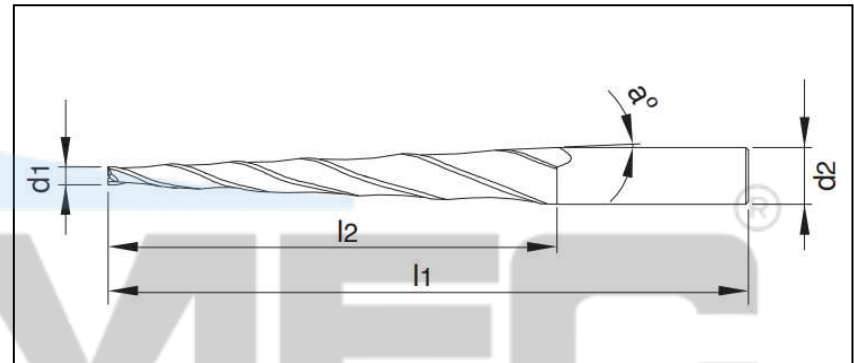

## 8 CORTES - LONGA



Código	d1	l2	l1	d2
FMD D 16MM 8C L C/C 68HRC	16.0	40	100	16
FMD D 20MM 8C L C/C 68HRC	20.0	45	100	20
FMD D 25MM 8C L C/C 68HRC	25.0	45	100	25

# FRESA DE TOPO RETO DE METAL DURO - 45HRC

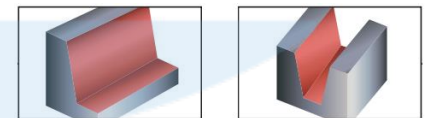
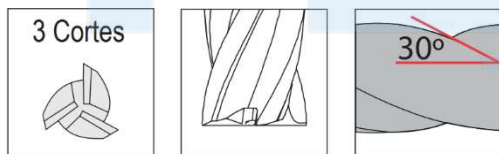
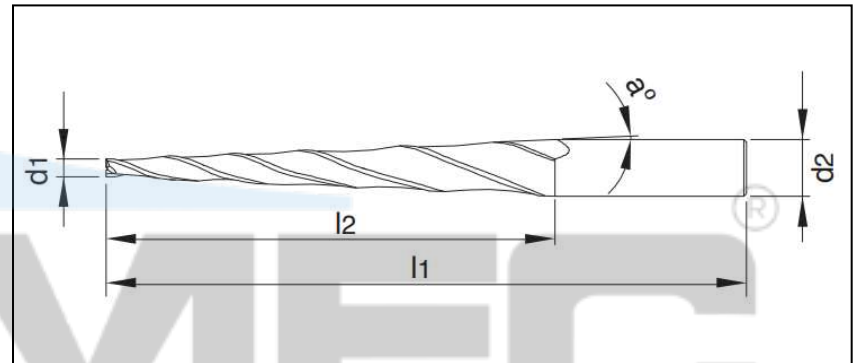


## 3 CORTES - CÔNICA



Código	d1	l2	l1	d2	a°
F MD D 3MM 3C H6 CÔNICA C/C 45HRC	3.0	28	62	6	1.5°
F MD D 3MM 3C H8 CÔNICA C/C 45HRC	3.0	32	75	8	3°
F MD D 4MM 3C H8 CÔNICA C/C 45HRC	4.0	38	80	8	3°
F MD D 3MM 3C H10 CÔNICA C/C 45HRC	3.0	40	80	10	5°
F MD D 4MM 3C H10 CÔNICA C/C 45HRC	4.0	34	80	10	5°

# FRESA DE TOPO RETO DE METAL DURO - 55HRC

## 3 CORTES - CÔNICA

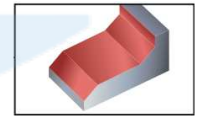
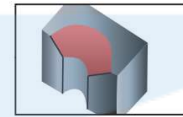

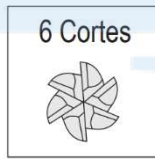

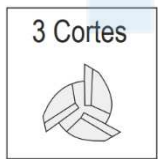



Código	d1	l2	l1	d2	a°
F MD D 3MM 3C H6 CÔNICA C/C 55HRC	3.0	28	62	6	1.5°
F MD D 3MM 3C H8 CÔNICA C/C 55HRC	3.0	32	75	8	3°
F MD D 4MM 3C H8 CÔNICA C/C 55HRC	4.0	38	80	8	3°
F MD D 3MM 3C H10 CÔNICA C/C 55HRC	3.0	40	80	10	5°
F MD D 4MM 3C H10 CÔNICA C/C 55HRC	4.0	34	80	10	5°

# FRESA DE METAL DURO PARA CHANFRAR

## 60° - 90°

TiAIN



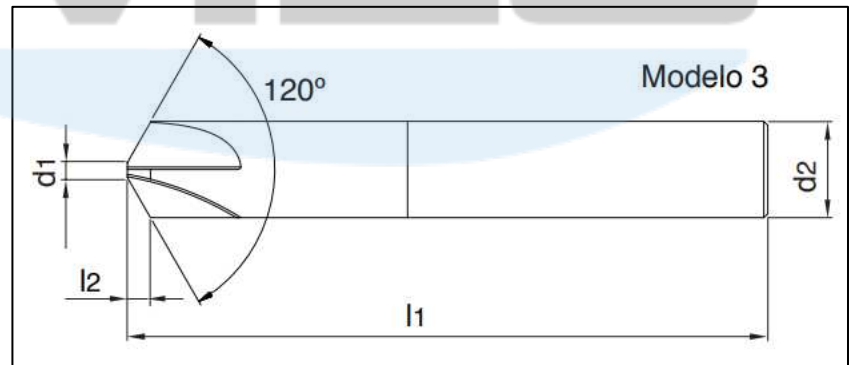
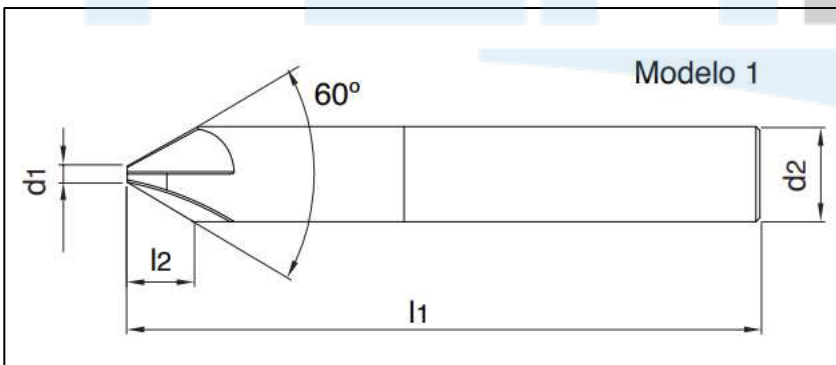
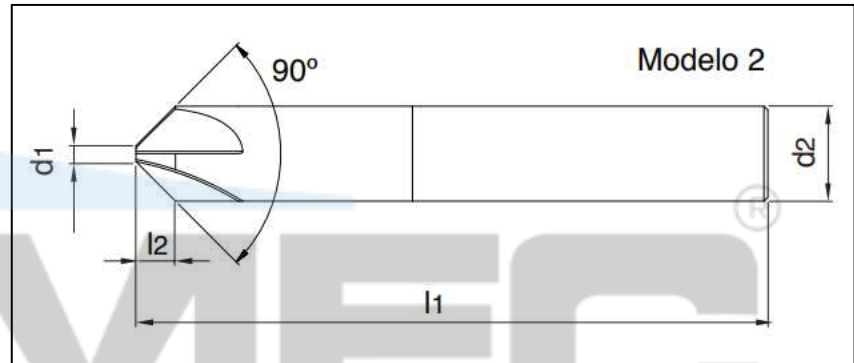
Código	d1	a°	l2	l1	z
F MD D 4MM 3C 60° CHANFRAR S/C	4	60°	2	60	3
F MD D 6MM 4C 60° CHANFRAR S/C	6	60°	3	60	4
F MD D 8MM 4C 60° CHANFRAR S/C	8	60°	4	80	4
F MD D 10MM 6C 60° CHANFRAR S/C	10	60°	5	100	6
F MD D 12MM 6C 60° CHANFRAR S/C	12	60°	6	120	6

Código	d1	a°	l2	l1	z
F MD D 4MM 3C 90° CHANFRAR S/C	4	90°	2	60	3
F MD D 6MM 4C 90° CHANFRAR S/C	6	90°	3	60	4
F MD D 8MM 4C 90° CHANFRAR S/C	8	90°	4	80	4
F MD D 10MM 6C 90° CHANFRAR S/C	10	90°	5	100	6
F MD D 12MM 6C 90° CHANFRAR S/C	12	90°	6	120	6

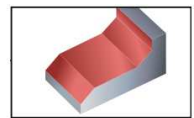
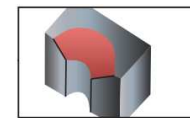
# FRESA DE METAL DURO PARA CHANFRAR

## 4 CORTES

TiAIN



4 Cortes



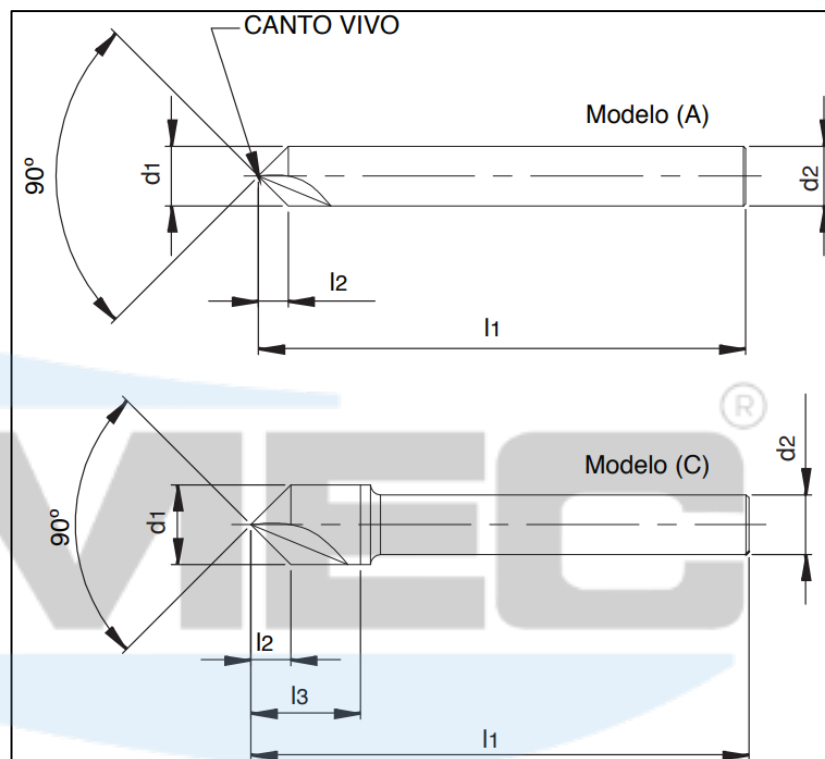
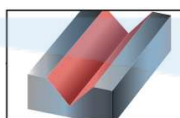
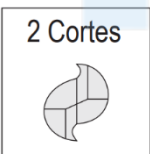
Código	d1	l2	l1	d2	Ângulo
F MD D 1MM 4C 90° Chanfrar H4 S/C	1	1.5	50	4	90°
F MD D 2MM 4C 60° Chanfrar H6 S/C	2	3	57	6	60°
F MD D 2MM 4C 90° Chanfrar H6 S/C	2	2	57	6	90°
F MD D 2MM 4C 120° Chanfrar H6 S/C	2	1	57	6	120°
F MD D 2MM 4C 60° Chanfrar H8 S/C	2	5	63	8	60°
F MD D 2MM 4C 90° Chanfrar H8 S/C	2	3	63	8	90°
F MD D 2MM 4C 120° Chanfrar H8 S/C	2	1	63	8	120°
F MD D 2MM 4C 60° Chanfrar H10 S/C	2	7	72	10	60°
F MD D 2MM 4C 90° Chanfrar H10 S/C	2	4	72	10	90°
F MD D 2MM 4C 120° Chanfrar H10 S/C	2	2	72	10	120°
F MD D 2MM 4C 60° Chanfrar H12 S/C	2	8	80	12	60°
F MD D 2MM 4C 90° Chanfrar H12 S/C	2	5	80	12	90°
F MD D 2MM 4C 120° Chanfrar H12 S/C	2	2	80	12	120°



# FRESA DE METAL DURO PARA TOPO EM V

## 2 CORTES

TiAIN

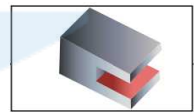


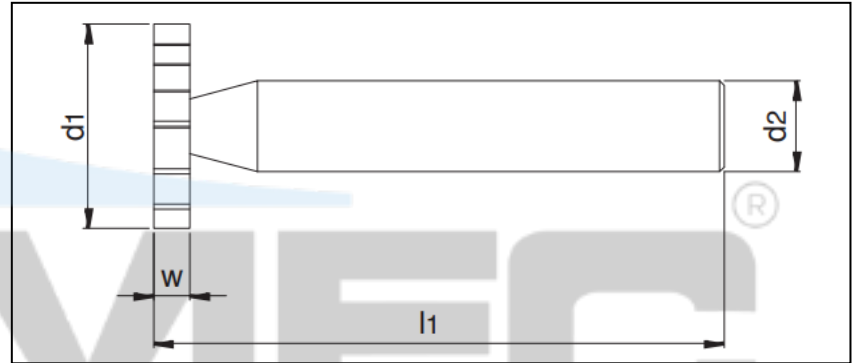


Código	d1	l2	l1	d2	l3
F MD 6MM V-CUTTER S/C	6	3	50	6	-
F MD 8MM V-CUTTER S/C	8	4	63	6	20
F MD 10MM V-CUTTER S/C	10	5	63	6	20
F MD 12.7MM V-CUTTER S/C	12.7	6	68	6	25

# FRESA DE METAL DURO PARA RANHURAR

## WOODRUFF

TiAIN

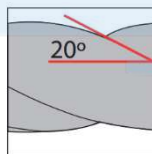
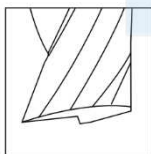
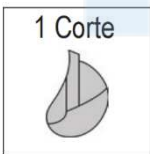
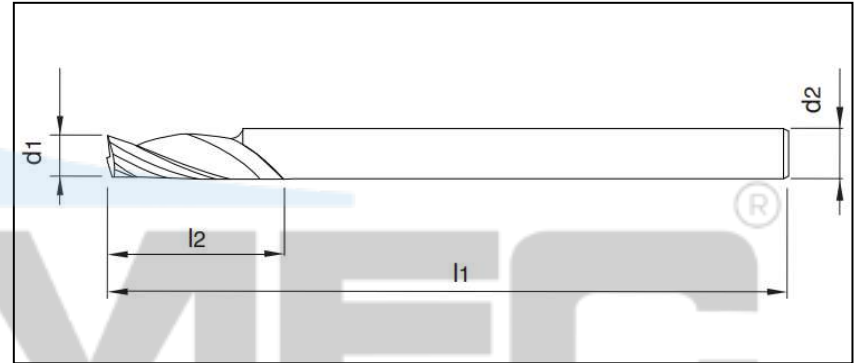


Código	d1	w	l1	d2	z
F MD WOOD 10.5 10C W2 S/C	10.5	2	50	6	10
F MD WOOD 10.5 10C W2.5 S/C	10.5	2.5	50	6	10
F MD WOOD 10.5 10C W3 S/C	10.5	3	50	6	10
F MD WOOD 13.5 10C W2 S/C	13.5	2	56	10	10
F MD WOOD 13.5 10C W3 S/C	13.5	3	56	10	10
F MD WOOD 13.5 10C W4 S/C	13.5	4	56	10	10
F MD WOOD 16.5 10C W3 S/C	16.5	3	56	10	10
F MD WOOD 16.5 10C W4 S/C	16.5	4	56	10	10
F MD WOOD 16.5 10C W5 S/C	16.5	5	56	10	10
F MD WOOD 19.5 12C W3 S/C	19.5	3	63	10	12
F MD WOOD 19.5 12C W4 S/C	19.5	4	63	10	12
F MD WOOD 19.5 12C W5 S/C	19.5	5	63	10	12
F MD WOOD 19.5 12C W6 S/C	19.5	6	63	10	12
F MD WOOD 22.5 12C W4 S/C	22.5	4	63	10	12
F MD WOOD 22.5 12C W5 S/C	22.5	5	63	10	12
F MD WOOD 22.5 12C W6 S/C	22.5	6	63	10	12
F MD WOOD 22.5 12C W8 S/C	22.5	8	63	10	12
F MD WOOD 25.5 14C W5 S/C	25.5	5	63	10	14
F MD WOOD 25.5 14C W6 S/C	25.5	6	63	10	14

# FRESA DE METAL DURO PARA PLÁSTICO

## 1 CORTE - STANDARD

TiAIN


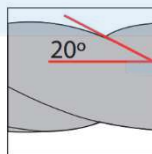
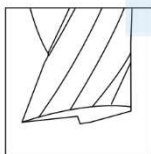
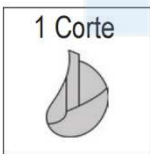
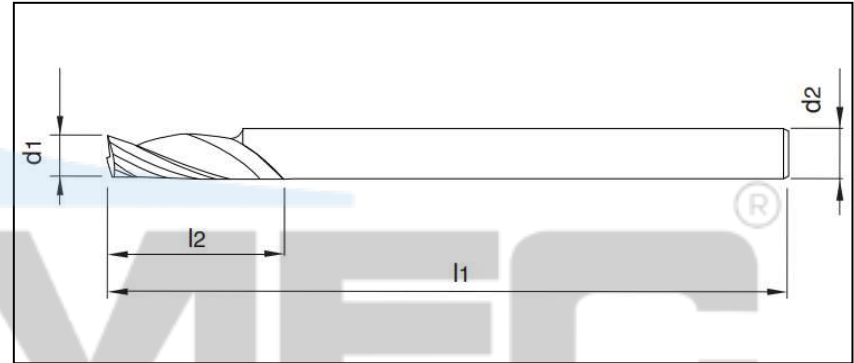


Código	d1	l2	l1	d2
F MD D 1.5MM 1C AC	1.5	4	38	3
F MD D 2MM 1C AC	2.0	8	38	3
F MD D 2MM 1C H6 AC	2.0	6	64	6
F MD D 2.5MM 1C AC	2.5	8	38	3
F MD D 3MM 1C AC	3.0	8	38	3
F MD D 3MM 1C H3 AC	3.0	12	38	3
F MD D 3MM 1C H6 AC	3.0	12	52	6
F MD D 4MM 1C AC	4.0	12	50	4
F MD D 5MM 1C AC	5.0	16	64	5
F MD D 6MM 1C AC	6.0	12	64	6
F MD D 8MM 1C AC	8.0	25	64	8

# FRESA DE METAL DURO PARA PLÁSTICO

## 1 CORTE - LONGA - XL

TiAIN

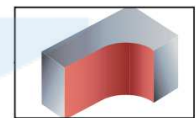
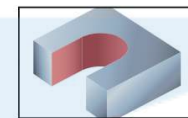
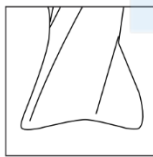
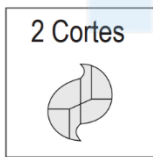
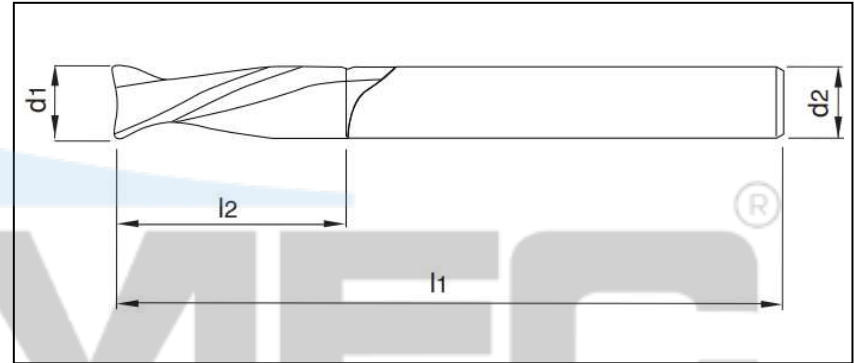


Código	d1	l2	l1	d2
F MD D 3MM 1C L AC	3.0	20	64	3
F MD D 4MM 1C L AC	4.0	20	64	4
F MD D 5MM 1C L AC	5.0	30	64	5
F MD D 6MM 1C L AC	6.0	20	64	6
F MD D 8MM 1C L AC	8.0	38	76	8
F MD D 10MM 1C L AC	10.0	38	76	10
F MD D 12MM 1C L AC	12.0	38	76	12

Código	d1	l2	l1	d2
F MD D 4MM 1C XL AC	4.0	30	64	4
F MD D 6MM 1C XL AC	6.0	30	76	6

# FRESA DE METAL DURO PARA MDF DOWN CUT

## 2 CORTES

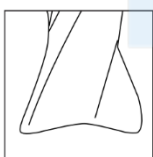
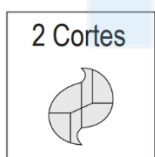
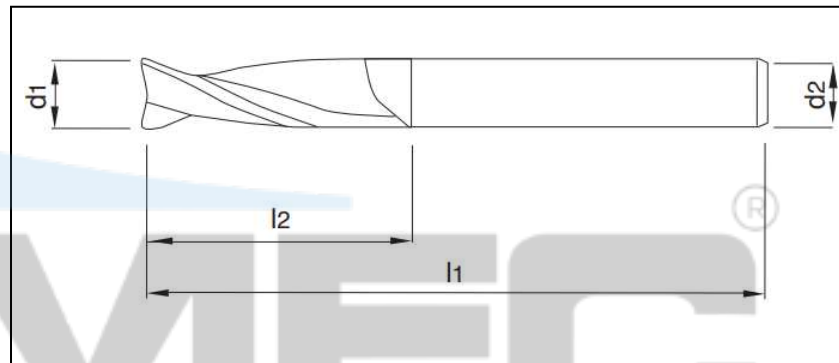



Código	d1	l2	l1	d2
F MD D 3MM 2C DOWN CUT S/C	3.0	12	38	3
F MD D 3MM 2C DOWN CUT H6 S/C	3.0	15	50	6
F MD D 3.5MM 2C DOWN CUT S/C	3.5	15	50	6
F MD D 4MM 2C DOWN CUT S/C	4.0	16	64	6
F MD D 4.5MM 2C DOWN CUT S/C	4.5	16	64	6
F MD D 5MM 2C DOWN CUT S/C	5.0	20	64	6
F MD D 6MM 2C DOWN CUT S/C	6.0	16	50	6
F MD D 6MM 2C DOWN CUT H6 S/C	6.0	25	64	6
F MD D 8MM 2C DOWN CUT S/C	8.0	25	64	8



# FRESA DE METAL DURO PARA MDF UP CUT

## 2 CORTES



Código	d1	l2	l1	d2
F MD D 3MM 2C UP CUT S/C	3.0	12	38	3
F MD D 3MM 2C UP CUT H6 S/C	3.0	12	50	6
F MD D 4MM 2C UP CUT S/C	4.0	16	50	6
F MD D 5MM 2C UP CUT S/C	5.0	20	64	5
F MD D 6MM 2C UP CUT S/C	6.0	25	64	6
F MD D 8MM 2C UP CUT S/C	8.0	25	64	8
F MD D 10MM 2C UP CUT S/C	10.0	35	76	10
F MD D 12MM 2C UP CUT S/C	12.0	35	76	12



**FERMEC**<sup>®</sup>

**SHARPCUT**<sup>®</sup>  
TECHNOLOGIES

**ENDEREÇO:** Rua Rio Verde, 1829 - Vila Palmeiras - São Paulo/SP

**CEP:**02934-401

**TELEFONE:**+55 (11) 3978-5515

**E-MAIL:**fermec@fermec.com.br

**SITE: WWW.FERMEC.COM.BR**